

# Missoula County JDAI

Data from CY 2013  
And  
1Q and 2Q of 2014

## 2013 JDAI DATA - Admissions

	Start of Period		Admissions		Releases		End of Period		Length of Stay		ADP		Rated Capacity
	#	%	#	%	#	%	#	%	Average	Median	#	%	
<b>Gender (pre-adjudicated &amp; post-adjudicated)</b>	<b>7</b>	<b>100%</b>	<b>109</b>	<b>100%</b>	<b>116</b>	<b>100%</b>	<b>0</b>	<b>-</b>	<b>14.3</b>	<b>5.0</b>	<b>4.3</b>	<b>100%</b>	<b>0</b>
Female	2	29%	29	27%	31	27%	0	-	7.1	5.0	0.5	12%	-
Male	5	71%	80	73%	85	73%	0	-	16.9	5.0	3.8	88%	-
<b>Race/ethnicity (pre-adjudicated &amp; post-adjudicated)</b>	<b>7</b>	<b>100%</b>	<b>109</b>	<b>100%</b>	<b>116</b>	<b>100%</b>	<b>0</b>	<b>-</b>	<b>14.3</b>	<b>5.0</b>	<b>4.3</b>	<b>100%</b>	<b>0</b>
African American or Black	0	0%	4	4%	4	3%	0	-	2.0	2.0	0.0	1%	-
Asian	0	0%	0	0%	0	0%	0	-	-	-	0.0	0%	-
Hispanic/Latino	0	0%	1	1%	1	1%	0	-	112.0	112.0	0.3	7%	-
American Indian or Alaska Native	0	0%	13	12%	13	11%	0	-	19.8	7.0	0.7	16%	-
Native Hawaiian or Other Pacific Islander	0	0%	0	0%	0	0%	0	-	-	-	0.0	0%	-
White	7	100%	91	83%	98	84%	0	-	13.1	5.0	3.3	76%	-
Other	0	0%	0	0%	0	0%	0	-	-	-	0.0	0%	-


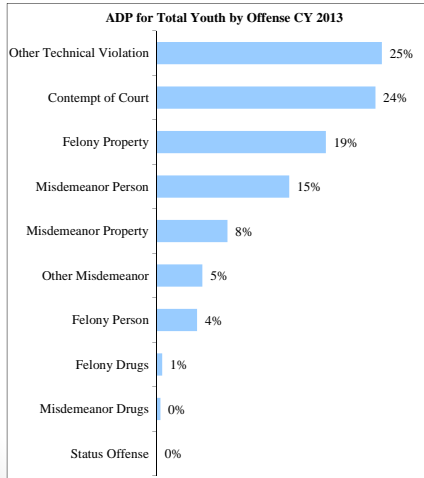
## 2013 – Offense Breakdown

	Start of Period		Admissions		Releases		End of Period		Length of Stay		ADP		Rated Capacity
	#	%	#	%	#	%	#	%	Average	Median	#	%	
<i>Offenses (pre-adjudicated)</i>	2	29%	49	45%	51	44%	0	-	16.3	6.0	2.2	51%	-
Felony Person	0	0%	8	7%	8	7%	0	-	8.8	5.5	0.2	4%	-
Felony Property	1	14%	5	5%	6	5%	0	-	52.2	42.5	0.8	19%	-
Felony Drugs	0	0%	2	2%	2	2%	0	-	5.0	5.0	0.0	1%	-
Felony Weapons	0	0%	0	0%	0	0%	0	-	-	-	0.0	0%	-
Other Felony	0	0%	0	0%	0	0%	0	-	-	-	0.0	0%	-
Misdemeanor Person	0	0%	13	12%	13	11%	0	-	17.5	6.0	0.6	15%	-
Misdemeanor Property	1	14%	7	6%	8	7%	0	-	15.5	4.5	0.3	8%	-
Misdemeanor Drugs	0	0%	1	1%	1	1%	0	-	7.0	7.0	0.0	0%	-
Misdemeanor Weapons	0	0%	0	0%	0	0%	0	-	-	-	0.0	0%	-
Other Misdemeanor	0	0%	12	11%	12	10%	0	-	6.6	3.5	0.2	5%	-
Status Offense	0	0%	1	1%	1	1%	0	-	1.0	1.0	0.0	0%	-
Other Offense	0	0%	0	0%	0	0%	0	-	-	-	0.0	0%	-

## 2013 – Technical Violations

	Start of Period		Admissions		Releases		End of Period		Length of Stay		ADP		Rated Capacity
	#	%	#	%	#	%	#	%	Average	Median	#	%	
<i>Technical - Technical Reasons for Detention (pre-adjudicated &amp; post-adjudicated)</i>	5	71%	60	55%	65	56%	0	-	12.7	4.0	2.1	49%	-
Warrant	0	0%	0	0%	0	0%	0	-	-	-	0.0	0%	-
Court Order	0	0%	0	0%	0	0%	0	-	-	-	0.0	0%	-
Contempt of Court	3	43%	14	13%	17	15%	0	-	23.9	7.0	1.0	24%	-
Probation Violation	0	0%	0	0%	0	0%	0	-	-	-	0.0	0%	-
ATD Program Failure	0	0%	0	0%	0	0%	0	-	-	-	0.0	0%	-
Placement Failure	0	0%	0	0%	0	0%	0	-	-	-	0.0	0%	-
Other Technical Violation	2	29%	46	42%	48	41%	0	-	8.8	4.0	1.1	25%	-
<i>Transfer/Waiver Cases (pre-adjudicated)</i>	0	0%	0	0%	0	0%	0	-	-	-	0.0	0%	-
<i>Post-adjudicated (excluding technicals)</i>	0	0%	0	0%	0	0%	0	-	-	-	0.0	0%	-
Awaiting Placement	0	0%	0	0%	0	0%	0	-	-	-	0.0	0%	-
Commitment to Detention Facility	0	0%	0	0%	0	0%	0	-	-	-	0.0	0%	-
Other Post-adjudicated Status	0	0%	0	0%	0	0%	0	-	-	-	0.0	0%	-
<i>Unknown</i>	0	0%	0	0%	0	0%	0	-	-	-	0.0	0%	-
<b>Total</b>	<b>7</b>	<b>100%</b>	<b>109</b>	<b>100%</b>	<b>116</b>	<b>100%</b>	<b>0</b>	<b>-</b>	<b>14.3</b>	<b>5.0</b>	<b>4.3</b>	<b>100%</b>	<b>0</b>
<b>Offenses &amp; Technicals Subtotal</b>	<b>7</b>	<b>100%</b>	<b>109</b>	<b>100%</b>	<b>116</b>	<b>100%</b>	<b>0</b>	<b>-</b>	<b>14.3</b>	<b>5.0</b>	<b>4.3</b>	<b>100%</b>	<b>-</b>

# 2013 ADP/ALOS



# Missoula - 1<sup>st</sup> Quarter - 2014

Missoula Detention Population - 1st Quarter 2014

	Start of Period		Admissions		Releases		End of Period		Length of Stay		ADP		Rated Capacity
	#	%	#	%	#	%	#	%	Average	Median	#	%	
<b>Gender (pre-adjudicated &amp; post-adjudicated)</b>	<b>1</b>	<b>100%</b>	<b>77</b>	<b>100%</b>	<b>78</b>	<b>100%</b>	<b>0</b>	<b>-</b>	<b>6.7</b>	<b>3.0</b>	<b>5.5</b>	<b>100%</b>	<b>0</b>
Female	0	0%	16	21%	16	21%	0	-	5.1	4.0	0.9	17%	-
Male	1	100%	61	79%	62	79%	0	-	7.1	3.0	4.6	83%	-
<b>Race/ethnicity (pre-adjudicated &amp; post-adjudicated)</b>	<b>1</b>	<b>100%</b>	<b>77</b>	<b>100%</b>	<b>78</b>	<b>100%</b>	<b>0</b>	<b>-</b>	<b>6.7</b>	<b>3.0</b>	<b>5.5</b>	<b>100%</b>	<b>0</b>
African American or Black	0	0%	2	3%	2	3%	0	-	6.0	6.0	0.1	2%	-
Asian	0	0%	0	0%	0	0%	0	-	-	-	0.0	0%	-
Hispanic/Latino	0	0%	0	0%	0	0%	0	-	-	-	0.0	0%	-
American Indian or Alaska Native	0	0%	3	4%	3	4%	0	-	10.0	3.0	0.3	6%	-
Native Hawaiian or Other Pacific Islander	0	0%	0	0%	0	0%	0	-	-	-	0.0	0%	-
White	1	100%	70	91%	71	91%	0	-	6.7	3.0	5.0	91%	-
Other	0	0%	2	3%	2	3%	0	-	2.0	2.0	0.0	1%	-
<b>Offenses (pre-adjudicated)</b>	<b>1</b>	<b>100%</b>	<b>37</b>	<b>48%</b>	<b>38</b>	<b>49%</b>	<b>0</b>	<b>-</b>	<b>8.3</b>	<b>3.0</b>	<b>3.2</b>	<b>58%</b>	<b>-</b>
Felony Person	0	0%	2	3%	2	3%	0	-	16.0	16.0	0.4	6%	-
Felony Property	0	0%	8	10%	8	10%	0	-	12.3	3.5	1.1	20%	-
Felony Drugs	1	100%	3	4%	4	5%	0	-	22.3	7.0	0.6	12%	-
Felony Weapons	0	0%	0	0%	0	0%	0	-	-	-	0.0	0%	-
Other Felony	0	0%	0	0%	0	0%	0	-	-	-	0.0	0%	-
Misdemeanor Person	0	0%	8	10%	8	10%	0	-	3.4	3.0	0.3	5%	-
Misdemeanor Property	0	0%	11	14%	11	14%	0	-	4.4	3.0	0.5	10%	-
Misdemeanor Drugs	0	0%	0	0%	0	0%	0	-	-	-	0.0	0%	-
Misdemeanor Weapons	0	0%	0	0%	0	0%	0	-	-	-	0.0	0%	-
Other Misdemeanor	0	0%	5	6%	5	6%	0	-	4.6	5.0	0.3	5%	-
Status Offense	0	0%	0	0%	0	0%	0	-	-	-	0.0	0%	-
Other Offense	0	0%	0	0%	0	0%	0	-	-	-	0.0	0%	-

## Missoula – 1<sup>st</sup> Quarter - 2014

	Start of Period		Admissions		Releases		End of Period		Length of Stay		ADP		Rated Capacity
	#	%	#	%	#	%	#	%	Average	Median	#	%	
<b>Technicals - Technical Reasons for Detention (pre-adjudicated &amp; post-adjudicated)</b>	0	0%	40	52%	40	51%	0	-	5.2	3.0	2.3	42%	-
Warrant	0	0%	0	0%	0	0%	0	-	-	-	0.0	0%	-
Court Order	0	0%	0	0%	0	0%	0	-	-	-	0.0	0%	-
Contempt of Court	0	0%	7	9%	7	9%	0	-	8.6	7.0	0.7	12%	-
Probation Violation	0	0%	0	0%	0	0%	0	-	-	-	0.0	0%	-
ATD Program Failure	0	0%	0	0%	0	0%	0	-	-	-	0.0	0%	-
Placement Failure	0	0%	0	0%	0	0%	0	-	-	-	0.0	0%	-
Other Technical Violation	0	0%	33	43%	33	42%	0	-	4.5	3.0	1.6	30%	-
<b>Transfer/Waiver Cases (pre-adjudicated)</b>	0	0%	0	0%	0	0%	0	-	-	-	0.0	0%	-
<b>Post-adjudicated (excluding technicals)</b>	0	0%	0	0%	0	0%	0	-	-	-	0.0	0%	-
Awaiting Placement	0	0%	0	0%	0	0%	0	-	-	-	0.0	0%	-
Commitment to Detention Facility	0	0%	0	0%	0	0%	0	-	-	-	0.0	0%	-
Other Post-adjudicated Status	0	0%	0	0%	0	0%	0	-	-	-	0.0	0%	-
<b>Unknown</b>	0	0%	0	0%	0	0%	0	-	-	-	0.0	0%	-
<b>Total</b>	1	100%	77	100%	78	100%	0	-	6.7	3.0	5.5	100%	0
<b>Offenses &amp; Technicals Subtotal</b>	1	100%	77	100%	78	100%	0	-	6.7	3.0	5.5	100%	-

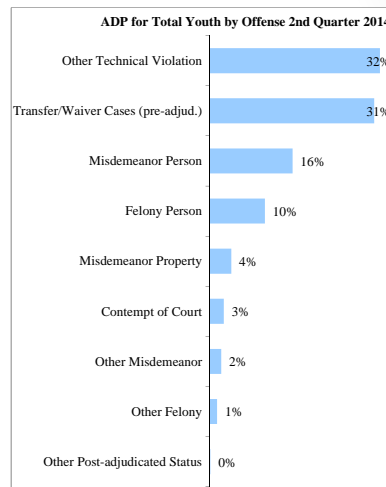
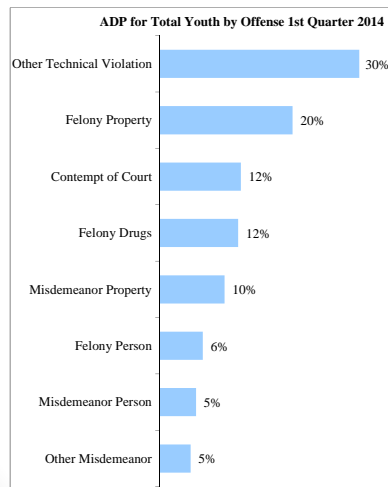
## Missoula – 2<sup>nd</sup> Quarter - 2014

	Start of Period		Admissions		Releases		End of Period		Length of Stay		ADP		Rated Capacity
	#	%	#	%	#	%	#	%	Average	Median	#	%	
<b>Gender (pre-adjudicated &amp; post-adjudicated)</b>	2	100%	43	100%	39	100%	6	100%	10.5	5.0	6.9	100%	0
Female	1	50%	10	23%	11	28%	0	0%	4.4	3.0	0.5	7%	-
Male	1	50%	33	77%	28	72%	6	100%	12.9	6.0	6.4	93%	-
<b>Race/ethnicity (pre-adjudicated &amp; post-adjudicated)</b>	2	100%	43	100%	39	100%	6	100%	10.5	5.0	6.9	100%	0
African American or Black	0	0%	1	2%	1	3%	0	0%	4.0	4.0	0.0	1%	-
Asian	0	0%	0	0%	0	0%	0	0%	-	-	0.0	0%	-
Hispanic/Latino	0	0%	0	0%	0	0%	0	0%	-	-	0.0	0%	-
American Indian or Alaska Native	0	0%	2	5%	2	5%	0	0%	1.5	1.5	0.0	0%	-
Native Hawaiian or Other Pacific Islander	0	0%	0	0%	0	0%	0	0%	-	-	0.0	0%	-
White	2	100%	40	93%	36	92%	6	100%	11.1	5.5	6.9	99%	-
Other	0	0%	0	0%	0	0%	0	0%	-	-	0.0	0%	-
<b>Offenses (pre-adjudicated)</b>	0	0%	17	40%	14	36%	3	50%	7.7	6.0	2.4	34%	-
Felony Person	0	0%	2	5%	1	3%	1	17%	13.0	13.0	0.7	10%	-
Felony Property	0	0%	0	0%	0	0%	0	0%	-	-	0.0	0%	-
Felony Drugs	0	0%	0	0%	0	0%	0	0%	-	-	0.0	0%	-
Felony Weapons	0	0%	0	0%	0	0%	0	0%	-	-	0.0	0%	-
Other Felony	0	0%	1	2%	1	3%	0	0%	9.0	9.0	0.1	1%	-
Misdemeanor Person	0	0%	7	16%	5	13%	2	33%	9.2	8.0	1.1	16%	-
Misdemeanor Property	0	0%	4	9%	4	10%	0	0%	6.5	5.0	0.3	4%	-
Misdemeanor Drugs	0	0%	0	0%	0	0%	0	0%	-	-	0.0	0%	-
Misdemeanor Weapons	0	0%	0	0%	0	0%	0	0%	-	-	0.0	0%	-
Other Misdemeanor	0	0%	3	7%	3	8%	0	0%	4.7	5.0	0.2	2%	-
Status Offense	0	0%	0	0%	0	0%	0	0%	-	-	0.0	0%	-
Other Offense	0	0%	0	0%	0	0%	0	0%	-	-	0.0	0%	-

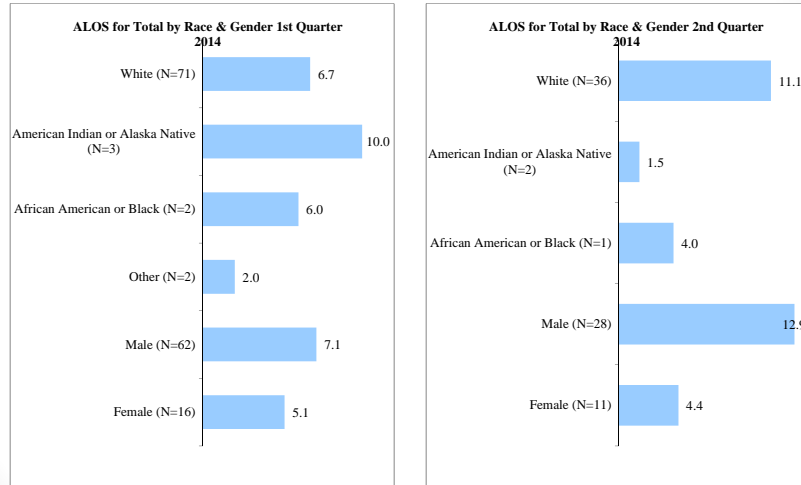
## Missoula – 2<sup>nd</sup> Quarter - 2014

	Start of Period		Admissions		Releases		End of Period		Length of Stay		ADP		Rated Capacity
	#	%	#	%	#	%	#	%	Average	Median	#	%	
<b>Technicals - Technical Reasons for Detention</b> <i>(pre-adjudicated &amp; post-adjudicated)</i>	<b>1</b>	<b>50%</b>	<b>22</b>	<b>51%</b>	<b>22</b>	<b>56%</b>	<b>1</b>	<b>17%</b>	<b>10.0</b>	<b>4.0</b>	<b>2.4</b>	<b>35%</b>	-
Warrant	0	0%	0	0%	0	0%	0	0%	-	-	0.0	0%	-
Court Order	0	0%	0	0%	0	0%	0	0%	-	-	0.0	0%	-
Contempt of Court	0	0%	3	7%	3	8%	0	0%	5.7	2.0	0.2	3%	-
Probation Violation	0	0%	0	0%	0	0%	0	0%	-	-	0.0	0%	-
ATD Program Failure	0	0%	0	0%	0	0%	0	0%	-	-	0.0	0%	-
Placement Failure	0	0%	0	0%	0	0%	0	0%	-	-	0.0	0%	-
Other Technical Violation	1	50%	19	44%	19	49%	1	17%	10.7	4.0	2.2	32%	-
<b>Transfer/Waiver Cases (pre-adjudicated)</b>	<b>1</b>	<b>50%</b>	<b>3</b>	<b>7%</b>	<b>2</b>	<b>5%</b>	<b>2</b>	<b>33%</b>	<b>39.5</b>	<b>39.5</b>	<b>2.2</b>	<b>31%</b>	-
<b>Post-adjudicated (excluding technicals)</b>	<b>0</b>	<b>0%</b>	<b>1</b>	<b>2%</b>	<b>1</b>	<b>3%</b>	<b>0</b>	<b>0%</b>	<b>1.0</b>	<b>1.0</b>	<b>0.0</b>	<b>0%</b>	-
Awaiting Placement	0	0%	0	0%	0	0%	0	0%	-	-	0.0	0%	-
Commitment to Detention Facility	0	0%	0	0%	0	0%	0	0%	-	-	0.0	0%	-
Other Post-adjudicated Status	0	0%	1	2%	1	3%	0	0%	1.0	1.0	0.0	0%	-
<b>Unknown</b>	<b>0</b>	<b>0%</b>	<b>0</b>	<b>0%</b>	<b>0</b>	<b>0%</b>	<b>0</b>	<b>0%</b>	<b>-</b>	<b>-</b>	<b>0.0</b>	<b>0%</b>	-
<b>Total</b>	<b>2</b>	<b>100%</b>	<b>43</b>	<b>100%</b>	<b>39</b>	<b>100%</b>	<b>6</b>	<b>100%</b>	<b>10.5</b>	<b>5.0</b>	<b>6.9</b>	<b>100%</b>	<b>0</b>
<b>Offenses &amp; Technicals Subtotal</b>	<b>1</b>	<b>50%</b>	<b>39</b>	<b>91%</b>	<b>36</b>	<b>92%</b>	<b>4</b>	<b>67%</b>	<b>9.1</b>	<b>5.0</b>	<b>4.8</b>	<b>69%</b>	-

## ADP – 1<sup>st</sup> and 2<sup>nd</sup> Quarter - 2014



# ALOS – 1<sup>st</sup> and 2<sup>nd</sup> Quarter - 2014



# ALOS by Race/Ethnicity 1Q 2014

Offenses (pre-adjudicated)	Total			African American or Black			Asian			Hispanic/Latino			American Indian or Alaska Native			Native Hawaiian or Other Pacific Islander			White			Other			Male			Female		
	Avg.	Med.	Rel.s	Avg.	Med.	Rel.s	Avg.	Med.	Rel.s	Avg.	Med.	Rel.s	Avg.	Med.	Rel.s	Avg.	Med.	Rel.s	Avg.	Med.	Rel.s	Avg.	Med.	Rel.s	Avg.	Med.	Rel.s	Avg.	Med.	Rel.s
	8.3	3.0	38	8.0	8.0	1	-	-	0	-	-	0	3.0	3.0	1	-	-	0	8.7	3.0	35	2.0	2.0	1	9.0	3.0	31	5.6	4.0	7
Felony Person	16.0	16.0	2	-	-	0	-	-	0	-	-	0	-	-	0	-	-	0	16.0	16.0	2	-	-	0	16.0	16.0	2	-	-	0
Felony Property	12.3	3.5	8	-	-	0	-	-	0	-	-	0	3.0	3.0	1	-	-	0	6.0	4.0	7	-	-	0	12.3	3.5	8	-	-	0
Felony Drugs	22.3	7.0	4	-	-	0	-	-	0	-	-	0	-	-	0	-	-	0	22.3	7.0	4	-	-	0	25.7	2.0	3	12.0	0	1
Felony Weapons	-	-	0	-	-	0	-	-	0	-	-	0	-	-	0	-	-	0	-	-	0	-	-	0	-	-	0	-	-	0
Other Felony	-	-	0	-	-	0	-	-	0	-	-	0	-	-	0	-	-	0	-	-	0	-	-	0	-	-	0	-	-	0
Misdemeanor Person	3.4	3.0	8	-	-	0	-	-	0	-	-	0	-	-	0	-	-	0	3.4	3.0	8	-	-	0	3.7	3.0	6	2.5	2.5	2
Misdemeanor Property	4.4	3.0	11	8.0	8.0	1	-	-	0	-	-	0	-	-	0	-	-	0	4.0	3.0	10	-	-	0	3.8	3.0	8	6.0	6.0	3
Misdemeanor Drugs	-	-	0	-	-	0	-	-	0	-	-	0	-	-	0	-	-	0	-	-	0	-	-	0	-	-	0	-	-	0
Misdemeanor Weapons	-	-	0	-	-	0	-	-	0	-	-	0	-	-	0	-	-	0	-	-	0	-	-	0	-	-	0	-	-	0
Other	-	-	0	-	-	0	-	-	0	-	-	0	-	-	0	-	-	0	-	-	0	-	-	0	-	-	0	-	-	0
Misdemeanor Status Offense	4.6	5.0	5	-	-	0	-	-	0	-	-	0	-	-	0	-	-	0	5.3	5.5	4	2.0	2.0	1	4.8	5.5	4	4.0	4.0	1
Other Offense	-	-	0	-	-	0	-	-	0	-	-	0	-	-	0	-	-	0	-	-	0	-	-	0	-	-	0	-	-	0

	Total			African American or Black			Asian			Hispanic/Latino			American Indian or Alaska Native			Native Hawaiian or Other Pacific Islander			White			Other			Male			Female					
	Avg.	Med.	Rel.s	Avg.	Med.	Rel.s	Avg.	Med.	Rel.s	Avg.	Med.	Rel.s	Avg.	Med.	Rel.s	Avg.	Med.	Rel.s	Avg.	Med.	Rel.s	Avg.	Med.	Rel.s	Avg.	Med.	Rel.s	Avg.	Med.	Rel.s	Avg.	Med.	Rel.s
<b>Tech. Reasons for Deten.</b>	5.2	3.0	40	4.0	4.0	1	-	-	0	-	-	0	-	-	0	13.5	13.5	2	-	-	0	4.8	3.0	36	2.0	2.0	1	5.3	3.0	31	4.8	2.0	9
<b>(pre-adjud. &amp; post-adjud.)</b>																																	
Warrant	-	-	0	-	-	0	-	-	0	-	-	0	-	-	0	-	-	0	-	-	0	-	-	0	-	-	0	-	-	0	-	-	0
Court Order	-	-	0	-	-	0	-	-	0	-	-	0	-	-	0	-	-	0	-	-	0	-	-	0	-	-	0	-	-	0	-	-	0
Contempt of Court	8.6	7.0	7	-	-	0	-	-	0	-	-	0	13.5	13.5	2	-	-	0	6.6	7.0	5	-	-	0	9.8	7.0	5	5.5	5.5	2			
Probation Violation	-	-	0	-	-	0	-	-	0	-	-	0	-	-	0	-	-	0	-	-	0	-	-	0	-	-	0	-	-	0	-	-	0
ATD Program	-	-	0	-	-	0	-	-	0	-	-	0	-	-	0	-	-	0	-	-	0	-	-	0	-	-	0	-	-	0	-	-	0
Failure	-	-	0	-	-	0	-	-	0	-	-	0	-	-	0	-	-	0	-	-	0	-	-	0	-	-	0	-	-	0	-	-	0
Placement Failure	-	-	0	-	-	0	-	-	0	-	-	0	-	-	0	-	-	0	-	-	0	-	-	0	-	-	0	-	-	0	-	-	0
Other Technical Violation	4.5	3.0	33	4.0	4.0	1	-	-	0	-	-	0	-	-	0	-	-	0	4.5	3.0	31	2.0	2.0	1	4.4	3.0	26	4.6	2.0	7			
<b>Transfer/Waiver (pre-adj.)</b>	-	-	0	-	-	0	-	-	0	-	-	0	-	-	0	-	-	0	-	-	0	-	-	0	-	-	0	-	-	0	-	-	0
<b>Post-adjud. (excl. tech.)</b>	-	-	0	-	-	0	-	-	0	-	-	0	-	-	0	-	-	0	-	-	0	-	-	0	-	-	0	-	-	0	-	-	0
Awaiting Placement	-	-	0	-	-	0	-	-	0	-	-	0	-	-	0	-	-	0	-	-	0	-	-	0	-	-	0	-	-	0	-	-	0
Commit. to Deten. Facility	-	-	0	-	-	0	-	-	0	-	-	0	-	-	0	-	-	0	-	-	0	-	-	0	-	-	0	-	-	0	-	-	0
Other Post-adjud. Status	-	-	0	-	-	0	-	-	0	-	-	0	-	-	0	-	-	0	-	-	0	-	-	0	-	-	0	-	-	0	-	-	0
<b>Unknown</b>	-	-	0	-	-	0	-	-	0	-	-	0	-	-	0	-	-	0	-	-	0	-	-	0	-	-	0	-	-	0	-	-	0
<b>Total</b>	6.7	3.0	78	6.0	6.0	2	-	-	0	-	-	0	10.0	3.0	3	-	-	0	6.7	3.0	71	2.0	2.0	2	7.1	3.0	62	5.1	4.0	16			
<b>Offense &amp; Tech. Subtotal</b>	6.7	3.0	78	6.0	6.0	2	-	-	0	-	-	0	10.0	3.0	3	-	-	0	6.7	3.0	71	2.0	2.0	2	7.1	3.0	62	5.1	4.0	16			

## ALOS by Race/Ethnicity 2Q 2014

	Total			African American or Black			Asian			Hispanic/Latino			American Indian or Alaska Native			Native Hawaiian or Other Pacific Islander			White			Other			Male			Female					
	Avg.	Med.	Rel.s	Avg.	Med.	Rel.s	Avg.	Med.	Rel.s	Avg.	Med.	Rel.s	Avg.	Med.	Rel.s	Avg.	Med.	Rel.s	Avg.	Med.	Rel.s	Avg.	Med.	Rel.s	Avg.	Med.	Rel.s	Avg.	Med.	Rel.s	Avg.	Med.	Rel.s
<b>Offenses (pre-adjudicated)</b>	7.7	6.0	14	4.0	4.0	1	-	-	0	-	-	0	-	-	0	-	-	0	8.0	6.0	13	-	-	0	8.0	6.0	10	7.0	6.5	4			
Felony Person	13.0	13.0	1	-	-	0	-	-	0	-	-	0	-	-	0	-	-	0	13.0	13.0	1	-	-	0	-	-	0	13.0	13.0	1			
Felony Property	-	-	0	-	-	0	-	-	0	-	-	0	-	-	0	-	-	0	-	-	0	-	-	0	-	-	0	-	-	0			
Felony Drugs	-	-	0	-	-	0	-	-	0	-	-	0	-	-	0	-	-	0	-	-	0	-	-	0	-	-	0	-	-	0			
Felony Weapons	-	-	0	-	-	0	-	-	0	-	-	0	-	-	0	-	-	0	-	-	0	-	-	0	-	-	0	-	-	0			
Other Felony	9.0	9.0	1	-	-	0	-	-	0	-	-	0	-	-	0	-	-	0	9.0	9.0	1	-	-	0	9.0	9.0	1	-	-	0			
Misdemeanor Person	9.2	8.0	5	-	-	0	-	-	0	-	-	0	-	-	0	-	-	0	9.2	8.0	5	-	-	0	5.5	5.0	2	5.0	5.0	3			
Misdemeanor Property	6.5	5.0	4	4.0	4.0	1	-	-	0	-	-	0	-	-	0	-	-	0	7.3	6.0	3	-	-	0	6.5	5.0	4	-	-	0			
Misdemeanor Drugs	-	-	0	-	-	0	-	-	0	-	-	0	-	-	0	-	-	0	-	-	0	-	-	0	-	-	0	-	-	0			
Misdemeanor Weapons	-	-	0	-	-	0	-	-	0	-	-	0	-	-	0	-	-	0	-	-	0	-	-	0	-	-	0	-	-	0			
Other Misdemeanor	4.7	5.0	3	-	-	0	-	-	0	-	-	0	-	-	0	-	-	0	4.7	5.0	3	-	-	0	4.7	5.0	3	-	-	0			
Status Offense	-	-	0	-	-	0	-	-	0	-	-	0	-	-	0	-	-	0	-	-	0	-	-	0	-	-	0	-	-	0			
Other Offense	-	-	0	-	-	0	-	-	0	-	-	0	-	-	0	-	-	0	-	-	0	-	-	0	-	-	0	-	-	0			

	Total		African American or Black		Asian		Hispanic/Latino		American Indian or Alaska Native		Native Hawaiian or Other Pacific Islander		White		Other		Male		Female				
	Avg	Med	Avg	Med	Avg	Med	Avg	Med	Avg	Med	Avg	Med	Avg	Med	Avg	Med	Avg	Med	Avg	Med			
	10.0	4.0	22	-	-	-	0	-	0	1.5	1.5	2	-	-	0	9	4.5	20	-	-	0	13	
<b>Tech. Reasons for Deten. (pre-adjud. &amp; post-adjud.)</b>	10.0	4.0	22	-	-	-	0	-	0	1.5	1.5	2	-	-	0	9	4.5	20	-	-	0	13	
Warrant	-	-	0	-	0	-	0	-	0	-	0	-	0	-	0	-	0	-	0	-	0	-	
Court Order	-	-	0	-	0	-	0	-	0	-	0	-	0	-	0	-	0	-	0	-	0	-	
Contempt of Court	5.7	2.0	3	-	0	-	0	-	0	2.0	2.0	1	-	-	0	7.5	7.5	2	-	-	0	7.5	
Probation Violation	-	-	0	-	0	-	0	-	0	-	0	-	0	-	0	-	0	-	0	-	0	-	
ATD Program Failure	-	-	0	-	0	-	0	-	0	-	0	-	0	-	0	-	0	-	0	-	0	-	
Placement Failure	-	-	0	-	0	-	0	-	0	-	0	-	0	-	0	-	0	-	0	-	0	-	
Other Technical Violation	10.7	4.0	19	-	0	-	0	-	0	1.0	1.0	1	-	-	0	11	4.5	18	-	-	0	14	
<b>Transfer/Waiver (pre-adj.)</b>	39.5	39.5	2	-	0	-	0	-	0	-	0	-	0	-	0	39	39	5	2	-	-	0	39
<b>Post-adjud. (excl. tech.)</b>	1.0	1.0	1	-	0	-	0	-	0	-	0	-	0	-	0	1.0	1.0	1	-	-	-	0	1.0
Awaiting Placement Commit. to Deten. Facility	-	-	0	-	0	-	0	-	0	-	0	-	0	-	0	-	0	-	0	-	0	-	
Other Post-adjud. Status	1.0	1.0	1	-	0	-	0	-	0	-	0	-	0	-	0	1.0	1.0	1	-	-	-	0	1.0
<b>Unknown</b>	-	-	0	-	0	-	0	-	0	-	0	-	0	-	0	-	0	-	0	-	0	-	
<b>Total</b>	10.5	5.0	39	4.0	4.0	1	-	-	0	1.5	1.5	2	-	-	0	11	5.5	36	-	-	0	12	
<b>Offense &amp; Tech. Subtotal</b>	9.1	5.0	36	4.0	4.0	1	-	-	0	1.5	1.5	2	-	-	0	9.7	6.0	33	-	-	0	11	

Missoula County Juvenile Detention Facility Daily Report																
Today's Date:	10/07/14											In custody	Released: 1			
Name	Today is	Bk #	Date In	Time In	DJ	DOB	Age	Sex	Race	Global #	Charges	Cnty	Jdg	Date	Time	Agency
	10/07/14	4505	10/04/14	1708	4		16	M	I	3506	Order of App Orig YC Runaway Felony CPDD	MSLA	D1			
	10/07/14	2389	07/01/14	1405	99		17	M	W	12094	(F) Theft of Motor Vehicle	RAV	D5			
	10/07/14	4296	09/24/14	1638	14		17	M	W	12626	(M) Disorderly Conduct	MSLA	D3			
	10/07/14	4045	09/12/14	1726	26		17	M	I	1281	HAP Violation, Failure to Obey all Laws Orig Chg CPODD	MSLA	D1			
	10/07/14	4433	10/01/14	1511	7		15	M	W	242	Aftercare Violation, YC Missed Appts. (F) Incest Original Chg	DOC				
	10/07/14	3762	08/31/14	2211	38		16	M	W	289	(F) CPOD intent to sell (F) CPDD (M)Theft (M) Trespass (M) PODP	MSLA	D1			
	10/07/14	3626	08/26/14	1622	43		17	M	W	3522	Criminal Contempt by Failing Treatment; Orig: (M) CPODD	MSLA	D1			
	10/07/14	3931	09/07/14	1309	31		17	M	W	234	(M) Theft	MSLA	D4			
	10/07/14	4424	10/01/14	0958	7		17	M	W	12231	Criminal Contempt, Dirty U/A, Original (M) Theft	MSLA	D1			
	10/07/14	4113	09/15/14	1555	23		17	M	W	3385	(F) Theft x3; (F) Criminal Mischief; (F) CPODD w/Intent to Sell	RAV	D5			
	10/07/14	4264	09/23/14	1028	15		15	M	W	12619	(F) Burglary	MSLA	D4			
	10/07/14	4435	10/01/14	1639	7		15	M	W	12446	Probation Violation, YC Missed Appts. (F) Dist Dang Drugs Orig	MSLA				
	10/07/14	4014	09/10/14	2128	27		17	M	I	3441	(M) PFMA	MSLA	D3	10/06/14	1821	MSLA
<b>12</b>	<b>28</b>						<b>341</b>						Missoula Youth Holds:	<b>9</b>	Releases:	<b>1</b>
												Ravalli Youth Holds:	<b>2</b>	Releases:	<b>0</b>	
												CSKT Youth Holds:	<b>0</b>	Releases:	<b>0</b>	
												DOC Youth Holds:	<b>1</b>	Releases:	<b>0</b>	
												Other Holds:	<b>0</b>	Releases:	<b>0</b>	
<b>TOTAL YOUTH IN CUSTODY</b>	<b>Average Days In Jail</b>				<b>Total Days In Jail</b>											