

**“JUST
THE
FACTS”**



MTIBRS Training & Technical Assistance

Updated Data Dashboards
that work for YOU!

Data helps to identify needs - then design strategies to move you forward ➔

Montana Crime Data
 MBCC data staff have prepared a number of reports to help you identify community safety gaps and best practices. We can use this data together with the funding opportunities on the MBCC grants page to reduce crime, improve services for victims of crime, and support and improve the Montana criminal justice system.

Interactive Montana Crime Data
 The MBCC Statistical Analysis Center is transitioning away from publishing annual Crime in Montana reports in favor of **interactive reports using more timely data**. From 2005 forward, all Montana crime data will be accessible in **Tableau**. Crime in Montana reports from 1972-2020 will still be available in their original PDF format below.

Current Dashboards
 Crime Data Dashboards, Law Enforcement Personnel in Montana Dashboards, Funding Dashboards

Montana Crime Data (1972 - the most current data)
 Crime in Montana Annual Reports (1972 - the most current data)

Law Enforcement Personnel in Montana Reports (2002 - 2020)

Explore all of the dashboards:
<https://mbcc.mt.gov/Data/Montana-Reports/>

Statistical Analysis Center
 Domestic Violence in Montana

County Statistics | Go To Victimology | Percent DV

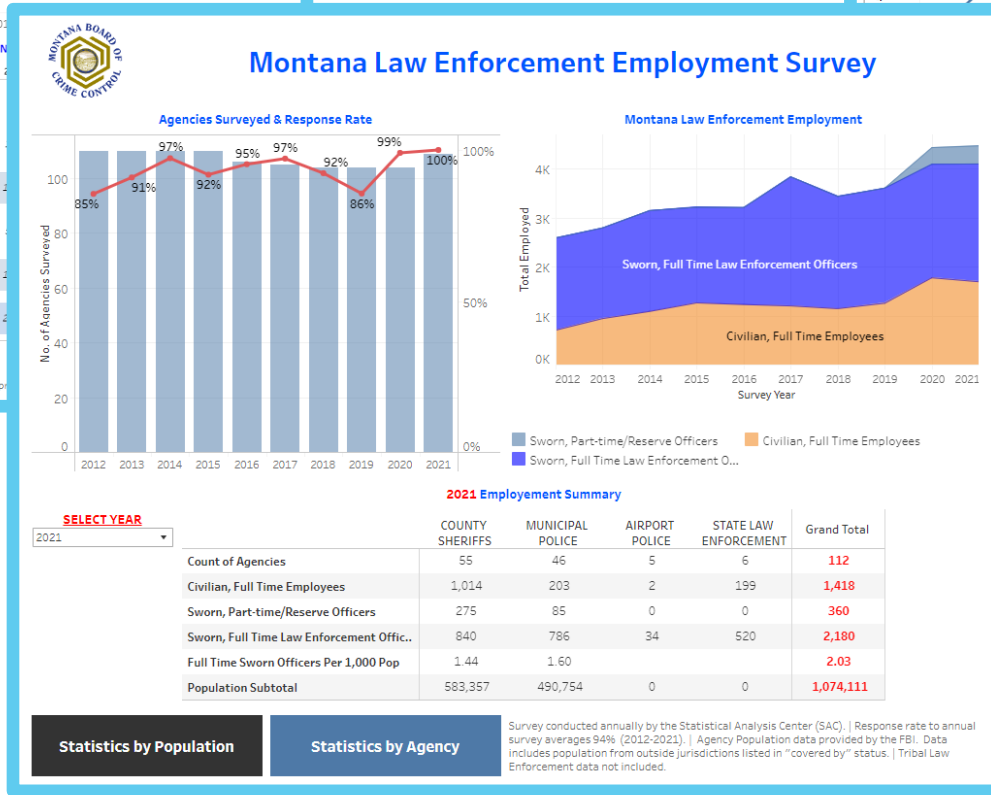
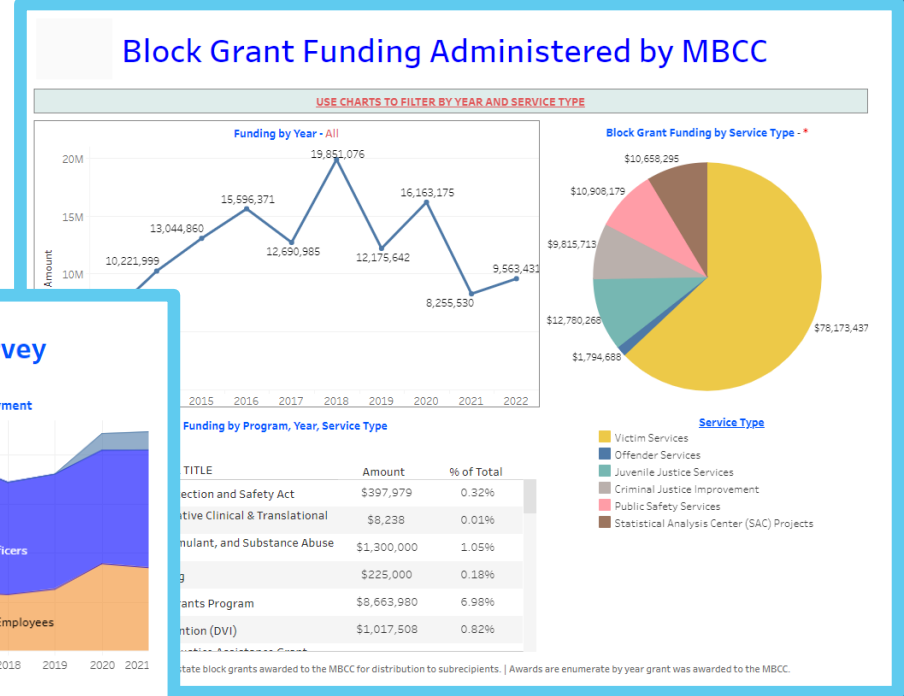
Crimes Against Persons Involving Partners/Family Member (MT)

UCR Group	UCR Offense Description (Code)	2015	2016	2017	2018	2019	2020	2021	2022
Assault Offenses	Aggravated Assault (13A)	857	832	953	1,030	1,121	1,353	1,444	1,294
	Intimidation (13C)	499	600	693	791	779	987	946	998
	Simple Assault (13B)	3,598	3,621	3,607	3,320	3,292	3,679	3,921	3,540
Total		4,954	5,053	5,253	5,141	5,192	6,019	6,311	5,832
Homicide Offenses	Murder & Non-Negligent Manslaughter (09B)	15	14	12	12	10	15	14	18
	Negligent Manslaughter (09B)	3		1	4	3		2	2
Total		18	14	13	16	13	15	16	20
Human Trafficking	Human Trafficking, Commercial					2		2	1
	Human Trafficking, Involuntary							2	2
Total						2		2	2
Kidnapping Offenses	Kidnapping/Abduction (100)	153	149	166	175	166	192	200	242
	Total	153	149	166	175	166	192	200	242
Sexual Offenses - Forcible	Forcible Fondling (11D)	198	215	200	185	203	211	230	237
	Forcible Rape (11A)	110	122	147	135	153	138	175	162
	Forcible Sodomy (11B)	26	15	26	13	18	15	13	14
	Sexual Assault With An Object (11C)	3	8	10	7	8	9	8	9
Total		337	360	383	340	382	373	426	422
Sexual Offenses - Incest	Incest (36A)	50	56	56	57	59	48	51	64
	Statutory Rape (36B)	18	28	17	29	17	13	19	21
Total		68	84	73	86	76	61	70	85
Grand Total		5,530	5,660	5,888	5,758	5,831	6,660	7,025	6,603

Count of Victims

County Name	UCR Offense Description (Code)	2016	2017	2018	2019	2020	2021
BEAVERHEAD	Aggravated Assault (13A)	6	24	14	10	12	7
	Forcible Rape (11A)						4
	Murder & Non-Negligent Manslaughter (09A)					1	
	Robbery (120)		2				
Total		6	26	14	10	13	11
BIG HORN	Aggravated Assault (13A)	76	53	48	63	62	78
	Forcible Rape (11A)	3	2	4	6	8	5
	Murder & Non-Negligent Manslaughter (09A)	2	1	2			
	Robbery (120)			1	2	5	4
Total		81	56	55	71	75	87
Grand Total		87	82	69	81	88	98

Data helps to identify needs



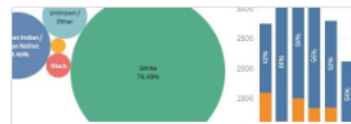
Crime Dashboards

MBCC data staff have prepared a number of reports to help you identify community safety gaps and best practices. We can use this data together with the funding opportunities on the MBCC grants page to reduce crime, improve services for victims of crime, and support and improve the Montana criminal justice system.

Within each of the dashboards linked below, users will be able to view and filter graphs, drill down into specific data points of interest, and create custom reports.

[Tips for Using Tableau Data Dashboards](#)

Our Current Dashboards



Violent Crime

Four violent crimes are used for reporting the FBI Violent Crime Index: Homicide, Aggravated Assault, Rape, and Robbery.

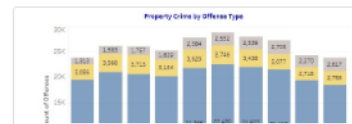
[Violent Crime](#)



Domestic Violence

The Domestic Violence dashboard focuses on crimes committed where the victim and partner have an intimate or familial relationship.

[Domestic Violence](#)



Property Crime

Three crimes are used for reporting the FBI Property Crime Index: Burglary, Auto Theft, and Larceny/Theft.

[Property Crime](#)



Drug Crime

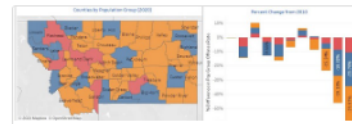
The Drug Crime dashboard details arrests where drugs or drug paraphernalia are seized.

[Drug Crime](#)



Offenses by County

Annual offenses rates for Montana Counties for the most current 10 years of data available. Also shown are changes in offense rates by Montana County for these years.



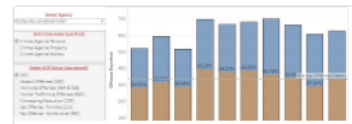
Offenses by County Size

Rates of criminal offenses reported to law enforcement by county size for the most current 10 years of data available.



Annual Agency NIBRS Offense Summary

Annual summary of all NIBRS offenses reported to law enforcement by participating agency for the most current 10 years of data available.



Reported Offenses & Clearance Rates

Statistical counts of reported offenses by UCR crime category and clearance status for active Montana law enforcement agencies enumerated for the most current 10 years of data available.



Statistical Analysis Center

Domestic Violence in Montana, County & Year

[Return to Main](#)

[Go to Victimology](#)

[Percent DV](#)

- SELECT COUNTIES**
- (All)
 - BEAVERHEAD
 - BIG HORN
 - BLAINE
 - BROADWATER
 - CARBON
 - CARTER
 - CASCADE
 - CHOUTEAU
 - CUSTER
 - DANIELS
 - DAWSON
 - DEER LODGE

Crimes Against Persons Involving Partners/Family Member

Click UCR Group Header for UCR Offenses

CountyName	UCR Group	2014	2015	2016	2017	2018	2019
BEAVERHEAD	Assault Offenses	51	71	44	78	55	50
	Homicide Offenses						
	Kidnapping Offenses	6	5		12	5	7
	Sex Offenses - Forcible		2	1	7	7	1
	Sex Offenses - Nonforcible						
	Total		57	78	45	97	67
BIG HORN	Assault Offenses		27	119	44	88	92
	Homicide Offenses			3	1	2	



Statistical Analysis Center

Drug Seizures in Montana

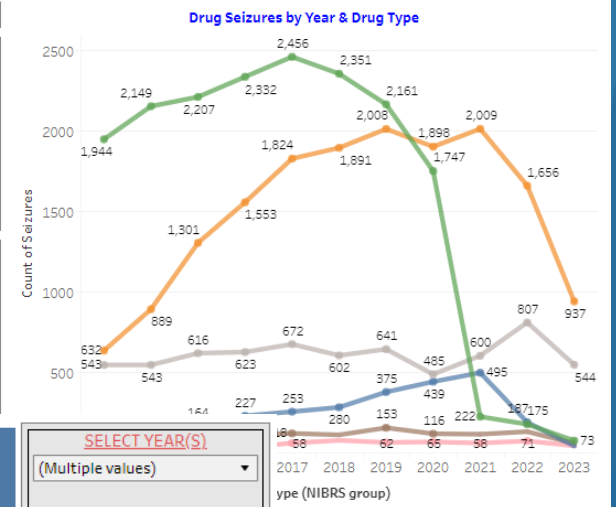
COMPARISON STATISTICS

START YEAR: 2021

2021	
Cocaine / Crack	58
Heroin / Opioids	495
Marijuana / Hashish	222
Methamphetamine / Stimulants	2,009
Other Drugs	600
Unknown Drug Type	113

END YEAR: 2022

2022	
Cocaine / Crack	71
Heroin / Opioids	187
Marijuana / Hashish	175
Methamphetamine / Stimulants	1,656
Other Drugs	807
Unknown Drug Type	129



Statistical Analysis Center

Violent Crime in Montana, County & Year

[Return to Main](#)

[Go to Victimology](#)

Count of Victims

County Name	UCR Offense Description (Code)	2017	2018	2019	2020	2021	2022
BEAVERHEAD	Aggravated Assault (13A)	24	14	10	12	7	21
	Forcible Rape (11A)					5	1
	Murder & Non-Negligent Manslaughter (09A)				1		
	Robbery (120)	2					
Total		26	14	10	13	12	22
BIG HORN	Aggravated Assault (13A)	54	48	64	62	78	45
	Forcible Rape (11A)	4	4	6	8	5	4
	Murder & Non-Negligent Manslaughter (09A)	1	2				1
	Robbery (120)		1	2	5	4	3
Total		59	55	72	75	87	53
BLAINE	Aggravated Assault (13A)	8	30	2	15	4	
	Forcible Rape (11A)	2	4		2	2	

- SELECT YEAR(S)**
- (Multiple values)
- SELECT UCR Group**
- (All)
 - Aggravated Assault
 - Murder / Manslaughter
 - Rape
 - Robbery
- SELECT COUNTIES**
- (All)
 - BEAVERHEAD
 - BIG HORN
 - BLAINE
 - BROADWATER
 - CARBON
 - CARTER
 - CASCADE
 - CHOUTEAU
 - CUSTER
 - DANIELS
 - DAWSON
 - DEER LODGE

County Statistics

of "seized". | Current YTD is not a 12-month period.

CURRENT LOOK



Statistical Analysis Center


Domestic Violence in Montana

[Return to Main](#)[County Statistics](#)[Percent DV](#)[Victimology](#)

Select Year(s): Relationship Group: SELECT YEARS:

Crimes Against Persons Involving Intimate Partners

UCR Group	UCR Offense Description (Cod.)	2015	2016	2017	2018	2019	2020	2021	2022	2023
Assault Offenses	Aggravated Assault (13A)	504	490	529	589	680	855	892	809	572
	Intimidation (13C)	378	451	513	574	584	703	660	700	338
	Simple Assault (13B)	2,642	2,649	2,650	2,405	2,348	2,633	2,812	2,482	1,188
	Total	3,524	3,590	3,692	3,568	3,612	4,191	4,384	3,991	1,698
Homicide Offenses	Murder & Non-Negligent Mansl.	11	9	6						
	Negligent Manslaughter (09B)	3								
	Total	14	9	6						
Human Trafficking	Human Trafficking, Commercia..									
	Human Trafficking, Involuntar..									
	Total									
Kidnapping Offenses	Kidnapping/Abduction (100)	126	117	135						
	Total	126	117	135						
Sex Offenses - Forcible	Forcible Fondling (11D)	40	39	37						
	Forcible Rape (11A)	64	75	97						
	Forcible Sodomy (11B)	8	5	15						
	Sexual Assault With An Object..	1	4	4						
	Total	113	123	153						
Sex Offenses - Nonforcible	Incest (36A)									
	Statutory Rape (36B)	17	25	12						
	Total									



Statistical Analysis Center

Domestic Violence in Montana, County & Year

[Return to Main](#)[County Statistics](#)[Percent DV](#)[Victimology](#)

Select Year(s): SELECT COUNTIES: Relationship Group: Victim-Offender Relationship*:

Crimes Against Persons Involving Intimate Partners

Click UCR Group Header for UCR Offenses

CountyName	UCR Group	2013	2014	2015	2016	2017	2018	2019	2020	2021	2022	2023
BEAVERHEAD	Assault Offenses	18	44	54	39	56	50	41	22	18	30	18
	Homicide Offenses								1			
	Kidnapping Offenses		6	5		12	5	7	1	1	1	2
	Sex Offenses - Forcible	1	1	1		7	7		2	2	2	
	Total	19	50	60	39	75	62	48	24	21	33	20
BIG HORN	Assault Offenses	6		17	72	30	48	60	49	44	35	23
	Homicide Offenses				3							
	Kidnapping Offenses				4		4				3	
	Sex Offenses - Forcible				2					1		
	Total	6		17	81	30	52	60	49	45	38	23
BLAINE	Assault Offenses	3	1	6	13	6	26	7	12	4	17	
	Kidnapping Offenses								1			
	Sex Offenses - Forcible					1					1	
	Total	3	1	6	13	7	26	7	13	4	18	
BROADWATER	Assault Offenses	26	21	22	67	17	16	25	30	23	22	3
	Kidnapping Offenses		2	3	8	3			2	5	1	
	Sex Offenses - Forcible		2	1			1	1				
	Total	26	25	26	75	20	17	26	32	28	23	3

* Victim-Offender Relationship applies to the status of the victim. Reciprocal values exist where appropriate. For instance, "child" means the victim was the child and therefore the offender was the parent. The reciprocal value of "parent" means the victim was the parent and the offender was the child.

Data Source: Montana Incident Based Reporting System (MTIBRS). | Statistics represent count of victims. | The Partner-Family Member (MT) group of relationships follow the definition of partners and family members codified in Montana Code Annotated 45-5-206. |

NEW LOOK



Statistical Analysis Center

Domestic Violence in Montana, Percent of All Reported Crimes Against Persons

[Return to Main](#)

[County Statistics](#)

Percent DV

[Victimology](#)

Select Year(s)

Relationship Group

2023

Intimate Partners

Percent of Crimes Against Persons Related to Domestic Violence

Double Click UCR Group For Offense Type

UCR Group	Domestically Related?	2013	2014	2015	2016	2017	2018	2019	2020	2021	2022	2023
Assault Offenses	Yes	48.05%	49.16%	48.38%	47.59%	46.90%	47.43%	46.59%	48.18%	46.01%	44.14%	44.91%
	No	55.92%	54.96%	55.94%	55.95%	56.68%	56.00%	56.76%	54.89%	57.10%	58.94%	58.30%
	Total	100.00%	100.00%	100.00%	100.00%	100.00%	100.00%	100.00%	100.00%	100.00%	100.00%	100.00%
Homicide Offenses	Yes	34.62%	29.41%	40.91%	41.67%	41.18%	38.10%	31.71%	35.85%	40.00%	35.71%	20.83%
	No	73.08%	70.59%	63.64%	58.33%	58.82%	66.67%	73.17%	66.04%	62.50%	69.64%	79.17%
	Total	100.00%	100.00%	100.00%	100.00%	100.00%	100.00%	100.00%	100.00%	100.00%	100.00%	100.00%
Human Trafficking	Yes		100.00%									
	No				100.00%							
	Total		100.00%		100.00%							
Kidnapping Offenses	Yes	69.35%	75.73%	75.36%	76.00%							
	No	36.56%	28.64%	28.99%	27.00%							
	Total	100.00%	100.00%	100.00%	100.00%							
Sex Offenses - Forcible	Yes	32.26%	31.46%	33.56%	31.45%							
	No	69.06%	70.06%	68.04%	69.84%							
	Total	100.00%	100.00%	100.00%	100.00%							
Sex Offenses - Nonforcible	Yes	55.26%	72.64%	70.27%	72.18%							
	No	49.12%	31.13%	31.53%	35.34%							
	Total	100.00%	100.00%	100.00%	100.00%							

* Victim-Offender Relationship applies to the status of the victim. Reciprocal values exist where appropriate. For instance, "child" means the Data Source: Montana Incident Based Reporting System (MTIBRS). | Statistics represent count of victims. | The Partner-Family Member (MT) gr



Statistical Analysis Center

Domestic Violence in Montana, Victimology

[Return to Main](#)

[County Statistics](#)

[Percent DV](#)

Victimology

Select Year(s)

Select Counties

Relationship Group

Victim-Offender Relationship*

Age Group

2023

(All)

Intimate Partners

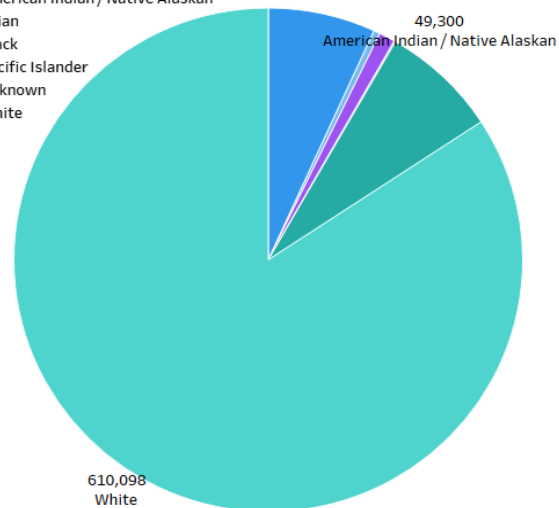
(All)

(All)

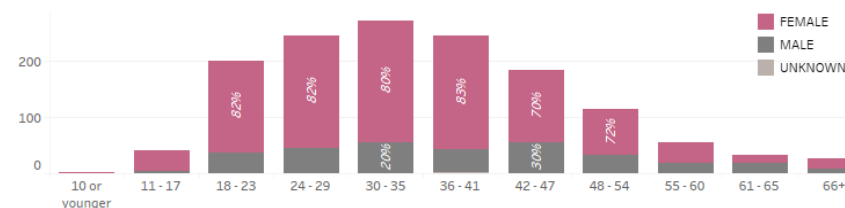
Race

- American Indian / Native Alaskan
- Asian
- Black
- Pacific Islander
- Unknown
- White

Race of Victims



Sex & Age Cohort of Victims



Crimes Against Persons, Count of Victims

Click on UCR Group Header for UCR Offenses

UCR Group	UCR Offense Description (Code)	2023
Assault Offenses	Aggravated Assault (13A)	295
	Intimidation (13C)	282
	Simple Assault (13B)	

* Victim-Offender Relationship applies to the status of the victim. Reciprocal values exist where appropriate. For instance, "child" means the victim was the child and therefore the offender was the parent. The reciprocal value of "parent" means the victim was the parent and the offender was the child.

Data Source: Montana Incident Based Reporting System (MTIBRS). | Statistics represent count of victims. | The Partner-Family Member (MT) group of relationships follow the definition of partners and family members codified in Montana Code Annotated 45-5-206. |

NEW LOOK

Upcoming Training

- ▶ October 25 - SB011 Criminal Justice Data Study and NIBRS
- ▶ November 8 - Montana XML update - Where are we?
- ▶ <https://mbcc.mt.gov/Data/MTIBRS-Training>

Do you have suggestions for future session topics? We'd love to hear them! Please email your ideas to MBCCCdata@mt.gov

MBCC Contact Information



Montana Board of Crime Control

Statistical Analysis Center Staff

5 S. Last Chance Gulch | PO Box 201408 | Helena, MT 59620 | MBCCdata@mt.gov

Kathy Wilkins

Statistical Analysis Center Director

Office: 406-444-4298 | Email: kwilkins@mt.gov

Jess Hard

Data Integrity Analyst

Office: 406-444-2084 | Email: jess.hard@mt.gov

Autumn Frey

Data Integrity Analyst

Office: 406-444-3651 | Email: autumn.frey@mt.gov