

Montana Law Enforcement Employees

2015 Report



Montana Law Enforcement Employees

2015 Report

Published by the
Montana Board of Crime Control
Statistical Analysis Center

Laura Obert, Chair
Deb Mattuecci, Executive Director

This report was compiled by the
Montana Board of Crime Control
Statistical Analysis Center:

Kathy Ruppert, Data Manager

Published:
October 2016

Montana Board of Crime Control
5 S Last Chance Gulch
Helena, MT 59620-1408
(406) 444-3604
Fax: (406) 444-4722
TTY: (406) 444-7099

ALTERNATIVE FORMATS OF THIS DOCUMENT
WILL BE PROVIDED UPON REQUEST.
PERSONS WITH DISABILITIES WHO REQUIRE THIS MATERIAL
IN ANOTHER FORMAT SHOULD CONTACT
THE MONTANA BOARD OF CRIME CONTROL
AT THE FOLLOWING ADDRESS:
5 S LAST CHANCE GULCH, HELENA, MT 59620
Phone: 406-444-3604; Fax: 406-444-4722; TTY: 406-444-7099

TABLE OF CONTENTS

Introduction.....	1
Full-time Law Enforcement Employees.....	2
Part-time Sworn and Reserve Employees.....	2
Full-time Sworn Officers by Gender.....	3
Other Agencies with Full-time Sworn Officers.....	3
Sheriff's Office Full-time Officers per 1,000.....	4
Police Department Full-time Officers per 1,000.....	6
Sheriff's Office Average Starting Salary.....	8
Police Department Average Starting Salary.....	10
Sheriff's Office School Resource Officers.....	12
Police Department School Resource Officers.....	12
Sheriff's Office & Police Department 10 Year Trends.....	13
Montana Statewide – 2015 Report.....	16
Sheriff's Office Incidents.....	17
Police Department Incidents.....	19
Sheriff's Office Arrests.....	21
Police Department Arrests.....	23
MBCC Board Members.....	25

2015 LAW ENFORCEMENT EMPLOYEES

The Montana Board of Crime Control (MBCC) conducts an annual employee survey of the state's law enforcement agencies. The survey is used to determine the number and type of personnel employed by Montana law enforcement agencies as of October 31 of that year.

The law enforcement agencies include police departments (PD), county sheriffs' offices (SO), state agencies whose employees have the power of arrest, university police, and airport security. Federal employees working in Montana i.e., Federal Bureau of Investigation, Drug Enforcement Administration, and Border Patrol are not included in the survey.

A total of 101 out of 110 police departments and sheriff's offices responded to the 2015 survey. MBCC would not be able to present this information if it weren't for the cooperation of these law enforcement agencies. The effort and time that went into completing the survey are greatly appreciated.

Sworn officers are those with the power to make arrests. A sworn officer may be either a staff or line officer. Staff officer functions are primarily administrative, while a line officer mainly provides direct services. Civilian employees in sheriffs' offices and police departments typically include the detention officers, dispatchers, records employees, and office staff. They do not have powers of arrest. Part-time law enforcement officers have the same powers as full-time officers. Reserve employees are part-time volunteer members of a law enforcement agency. The appointing authority has control of a reserve officer's scope of authority.

An estimated total population of 1,026,423 for 2015 was used to calculate the statewide rate per capita. This population includes police departments and county sheriffs' offices. The United States Department of Justice, Federal Bureau of Investigation, provides this estimated population. An additional 18,775 was used to account for student enrollment at Montana State University and 13,044 at the University of Montana.

Full-time Law Enforcement Employees				
Agency	Number of Agencies	Sworn Employees	Civilian Employees	Total Full-time Employees
Sheriff's Offices	53	744	988	1,732
Police Departments *	47	757	184	941
Total Sheriff's Office & Police Departments	100	1,501	1,172	2,673
Airport Security	1	7	0	7
State Agencies	2	343	56	399
University Security	2	32	21	53
Total, Other Agencies	5	382	77	459
Statewide Totals	105	1,883	1,249	3,132

* Police Departments does not include 2 Universities. See University Security.

Part-time Sworn and Reserve Employees		
Agency	Reserve Officers	Part-time Sworn Officers
Sheriff's Offices	257	41
Total Agencies	33	12
Police Departments *	70	29
Total Agencies	16	11
Total Sheriff's Offices & Police Departments	327	70
Total Agencies	49	23

* Police Departments includes 2 Universities.

Full-time Sworn Officers by Gender				
Agency	Number of Male Officers	%	Number of Female Officers	%
Sheriff's Offices	704	95%	40	5%
Police Departments *	706	93%	51	7%
Subtotal	1,410	94%	91	6%
Airport Security	7	100%	0	0%
State Agencies	322	94%	21	6%
University Security	26	81%	6	19%
Totals	1,765	94%	118	6%

* Police Departments does not include 2 Universities. See University Security.

Other Agencies with Full-time Sworn Officers		
State Agencies	Number of Sworn Officers	Number of Civilians
Fish, Wildlife and Parks	104	3
Highway Patrol Division, DOJ	239	53
Total 2 Agencies	343	56
Universities		
Montana State University Police Department	19	14
University of Montana Office of Public Safety	13	7
Total 2 Agencies	32	21
Airports		
Gallatin Airport Authority Department of Public Safety	7	0
Total 1 Agency	7	0

Sheriff's Office FULL-TIME OFFICERS per 1,000

Agency	Agency Population *	Total Full-time Male Sworn	Total Full-time Female Sworn	Total Full-time Sworn	Full-time Sworn Officers per 1,000
--------	---------------------	----------------------------	------------------------------	-----------------------	------------------------------------

Population Over 50,000

Flathead SO	62,120	49	3	52	0.84
Totals					
1 Agency	62,120	49	3	52	0.84

Population 25,000 - 50,000

Gallatin SO	45,786	48	7	55	1.20
Missoula SO	43,047	45	1	46	1.07
Yellowstone SO	40,635	50	3	53	1.30
Butte-Silver Bow Law Enforcement Department	34,817	42	5	47	1.35
Lewis & Clark SO	34,052	42	1	43	1.26
Ravalli SO	33,808	31	0	31	0.92
Totals					
6 Agencies	232,145	258	17	275	1.18

Population 10,000 - 24,999

Cascade SO	23,366	31	3	34	1.46
Lake SO	21,771	18	0	18	0.83
Lincoln SO	14,316	20	1	21	1.47
Big Horn SO	13,385	18	1	19	1.42
Glacier SO	10,744	13	0	13	1.21
Jefferson SO	10,397	13	0	13	1.25
Totals					
6 Agencies	93,979	113	5	118	1.26

Population 5,000 - 9,999

Anaconda-Deer Lodge Department of Law Enforcement	9,121	18	1	19	2.08
Roosevelt SO	8,686	15	0	15	1.73
Park SO	8,664	15	0	15	1.73
Sanders SO	8,397	11	2	13	1.55
Stillwater SO	7,321	9	0	9	1.23
Carbon SO	7,074	9	0	9	1.27
Rosebud SO	7,009	12	0	12	1.71
Madison SO	6,980	11	0	11	1.58
Hill SO	6,852	11	1	12	1.75
Teton SO	6,066	9	0	9	1.48
Broadwater SO	5,679	8	1	9	1.58
Fergus SO	5,561	8	1	9	1.62
Blaine SO	5,421	8	0	8	1.48
Richland SO	5,280	11	0	11	2.08
Beaverhead SO	5,133	7	0	7	1.36
Toole SO	5,108	11	3	14	2.74
Totals					
16 Agencies	108,352	173	9	182	1.68

Population Under 5,000

Musselshell SO	4,604	7	0	7	1.52
Chouteau SO	4,422	9	0	9	2.04
Valley SO	4,303	8	0	8	1.86
Mineral SO	4,272	6	1	7	1.64
Phillips SO	4,177	7	0	7	1.68
Dawson SO	4,154	6	1	7	1.69
Powell SO	3,892	5	0	5	1.28
Sheridan SO	3,785	6	1	7	1.85
Pondera SO	3,627	8	0	8	2.21

Custer SO	3,350	6	0	6	1.79
Granite SO	3,246	5	0	5	1.54
Wheatland SO	2,090	5	1	6	2.87
Judith Basin SO	1,976	4	0	4	2.02
Meagher SO	1,845	3	0	3	1.63
Daniels SO	1,807	2	0	2	1.11
Powder River SO	1,798	4	0	4	2.22
McCone SO	1,685	4	0	4	2.37
Garfield SO	1,343	2	1	3	2.23
Fallon SO	1,212	4	0	4	3.30
Carter SO	1,174	3	0	3	2.56
Wibaux SO	1,154	2	0	2	1.73
Prairie SO	1,139	2	0	2	1.76
Golden Valley SO	846	2	0	2	2.36
Treasure SO	687	1	1	2	2.91
Totals					
24 Agencies	62,588	111	6	117	1.87

Grand Totals					
53 Agencies	559,184	704	40	744	1.33

Grand Totals PD & SO					
102 Agencies	1,058,242	1,436	97	1,533	1.45

* Sheriff's Office population does not include other Police Departments in their county.

Police Department FULL-TIME OFFICERS per 1,000

Agency	Agency Population	Total Full-time Male Sworn	Total Full-time Female Sworn	Total Full-time Sworn	Full-time Sworn Officers per 1,000
--------	-------------------	----------------------------	------------------------------	-----------------------	------------------------------------

Population Over 100,000

Billings PD	109,997	125	10	135	1.23
Totals					
1 Agency	109,997	125	10	135	1.23

Population 50,000 - 100,000

Missoula PD	70,553	89	14	103	1.46
Great Falls PD	59,252	81	4	85	1.43
Totals					
2 Agencies	129,805	170	18	188	1.45

Population 25,000 - 49,999

Bozeman PD	42,826	55	2	57	1.33
Helena PD	30,363	48	3	51	1.68
Totals					
2 Agencies	73,189	103	5	108	1.48

Population 10,000 - 24,999

Kalispell PD	21,932	33	2	35	1.60
Montana State University PD *	18,775	15	4	19	1.01
University of Montana Office of Public Safety *	13,044	11	2	13	1.00
Totals					
3 Agencies	53,751	59	8	67	1.25

Population 5,000 - 9,999

Havre PD	9,873	18	1	19	1.92
Miles City PD	8,851	14	1	15	1.69
Belgrade PD	7,882	15	0	15	1.90
Livingston PD	7,303	11	2	13	1.78
Whitefish PD	6,997	16	0	16	2.29
Laurel PD	6,988	13	0	13	1.86
Sidney PD	6,817	14	1	15	2.20
Lewistown PD	5,856	13	0	13	2.22
Glendive PD	5,524	9	1	10	1.81
Totals					
9 Agencies	66,091	123	6	129	1.95

Population Under 5,000

Columbia Falls PD	4,983	10	0	10	2.01
Hamilton PD	4,652	14	0	14	3.01
Polson PD	4,634	11	3	14	3.02
Dillon PD	4,244	8	0	8	1.89
Glasgow PD	3,413	8	0	8	2.34
Cut Bank PD	3,025	7	0	7	2.31
Deer Lodge PD	2,996	5	1	6	2.00
Wolf Point PD	2,891	5	1	6	2.08
Libby PD	2,659	6	0	6	2.26
Conrad PD	2,609	5	0	5	1.92
Colstrip PD	2,339	6	1	7	2.99
Red Lodge PD	2,237	5	2	7	3.13
East Helena PD	2,071	5	0	5	2.41
Columbus PD	2,021	5	0	5	2.47
Baker PD	1,955	5	0	5	2.56
Ronan PD	1,942	5	0	5	2.57
Stevensville PD	1,925	2	0	2	1.04
Manhattan PD	1,585	4	0	4	2.52
Fort Benton PD	1,497	4	0	4	2.67
Thompson Falls PD	1,343	4	0	4	2.98

West Yellowstone PD	1,335	5	1	6	4.49
Chinook PD	1,237	4	0	4	3.23
Boulder PD	1,207	2	0	2	1.66
Eureka PD	1,088	3	0	3	2.76
Plains PD	1,072	2	0	2	1.87
Troy PD	940	3	0	3	3.19
Ennis PD	881	1	0	1	1.14
Darby PD	854	2	0	2	2.34
St. Ignatius PD	853	2	0	2	2.34
Bridger PD	738	1	1	2	2.71
Hot Springs PD	553	2	0	2	3.62
Fromberg PD	446	1	0	1	
Totals					
32 Agencies	66,225	152	10	162	2.45

Grand Totals					
49 Agencies	499,058	732	57	789	1.58

Grand Totals PD & SO					
102 Agencies	1,058,242	1,436	97	1,533	1.45

*Includes 2 Universities.

Sheriff's Office AVERAGE STARTING SALARY

Agency	Population	Law Enforcement Officer Average Salary	Total Full-time Sworn Officers
--------	------------	---	-----------------------------------

Population Over 50,000

Flathead SO	62,120		52
Totals 1 Agency	Average Size 62,120	Average Salary \$50,076	52

Population 25,000 - 50,000

Gallatin SO	45,786		55
Missoula SO	43,047		46
Yellowstone SO	40,635		53
Lewis & Clark SO	34,052		43
Ravalli SO	33,808		31
Totals 5 Agencies	Average Size 39,466	Average Salary \$48,100	228

Population 10,000 - 24,999

Cascade SO	23,366		34
Lake SO	21,771		18
Lincoln SO	14,316		21
Big Horn SO	13,385		19
Glacier SO	10,744		13
Jefferson SO	10,397		13
Totals 6 Agencies	Average Size 15,663	Average Salary \$46,337	118

Population 5,000 - 9,999

Anaconda-Deer Lodge Department of Law Enforcement	9,121		19
Roosevelt SO	8,686		15
Park SO	8,664		15
Sanders SO	8,397		13
Stillwater SO	7,321		9
Carbon SO	7,074		9
Rosebud SO	7,009		12
Madison SO	6,980		11
Hill SO	6,852		12
Teton SO	6,066		9
Broadwater SO	5,679		9
Fergus SO	5,561		9
Blaine SO	5,421		8
Richland SO	5,280		11
Beaverhead SO	5,133		7
Toole SO	5,108		14
Totals 16 Agencies	Average Size 6,772	Average Salary \$43,878	182

Population Under 5,000

Musselshell SO	4,604		7
Chouteau SO	4,422		9
Valley SO	4,303		8
Mineral SO	4,272		7
Phillips SO	4,177		7
Dawson SO	4,154		7
Powell SO	3,892		5
Sheridan SO	3,785		7
Pondera SO	3,627		8

Custer SO	3,350		6
Granite SO	3,246		5
Wheatland SO	2,090		6
Judith Basin SO	1,976		4
Meagher SO	1,845		3
Daniels SO	1,807		2
Powder River SO	1,798		4
McCone SO	1,685		4
Fallon SO	1,212		4
Carter SO	1,174		3
Prairie SO	1,139		2
Golden Valley SO	846		2
Treasure SO	687		2
Totals	Average Size	Average Salary	
22 Agencies	2,731	\$37,808	112

Police Department AVERAGE STARTING SALARY

Agency	Population	Law Enforcement Officer Average Salary	Total Full-time Sworn Officers
--------	------------	---	-----------------------------------

Population Over 100,000

Billings PD	109,997		135
Totals 1 Agency	Average Size 48,254	Average Salary \$48,254	135

Population 50,000 - 100,000

Missoula PD	70,553		103
Great Falls PD	59,252		85
Totals 2 Agencies	Average Size 64,903	Average Salary \$49,462	188

Population 25,000 - 49,999

Bozeman PD	42,826		57
Helena PD	30,363		51
Totals 2 Agencies	Average Size 36,595	Average Salary \$50,839	108

Population 10,000 - 24,999

Kalispell PD	21,932		35
Montana State University PD *	18,775		19
University of Montana Office of Public Safety *	13,044		13
Totals 3 Agencies	Average Size 17,917	Average Salary \$51,412	67

Population 5,000 - 9,999

Havre PD	9,873		19
Miles City PD	8,851		15
Belgrade PD	7,882		15
Livingston PD	7,303		13
Whitefish PD	6,997		16
Laurel PD	6,988		13
Sidney PD	6,817		15
Lewistown PD	5,856		13
Glendive PD	5,524		10
Totals 9 Agencies	Average Size 7,343	Average Salary \$41,870	129

Population Under 5,000

Columbia Falls PD	4,983		10
Hamilton PD	4,652		14
Polson PD	4,634		14
Dillon PD	4,244		8
Glasgow PD	3,413		8
Cut Bank PD	3,025		7
Wolf Point PD	2,891		6
Libby PD	2,659		6
Conrad PD	2,609		5
Colstrip PD	2,339		7
Red Lodge PD	2,237		7
East Helena PD	2,071		5
Columbus PD	2,021		5
Baker PD	1,955		5
Ronan PD	1,942		5
Stevensville PD	1,925		2
Manhattan PD	1,585		4
Fort Benton PD	1,497		4
Thompson Falls PD	1,343		4

West Yellowstone PD	1,335		6
Chinook PD	1,237		4
Boulder PD	1,207		2
Eureka PD	1,088		3
Plains PD	1,072		2
Troy PD	940		3
Ennis PD	881		1
Darby PD	854		2
St. Ignatius PD	853		2
Hot Springs PD	553		2
Fromberg PD	446		1
Totals		Average Salary	
30 Agencies	2,083	\$36,145	154

*Includes 2 Universities.

Sheriff's Office SCHOOL RESOURCE OFFICERS

Agency	Agency Population	Number School Resource Officers	Total Full-time Sworn Officers
Gallatin SO	45,786	1	55
Yellowstone SO	40,635	2	53
Butte-Silver Bow Law Enforcement Department	34,817	2	47
Ravalli SO	33,808	1	31
Lake SO	21,771	3	18
Big Horn SO	13,385	1	19
Toole SO	5,108	1	14
TOTALS			
7 Agencies	195,310	11	237

Police Department SCHOOL RESOURCE OFFICERS

Agency	Agency Population	Number School Resource Officers	Total Full-time Sworn Officers
Billings PD	109,997	6	135
Missoula PD	70,553	6	103
Great Falls PD	59,252	4	85
Bozeman PD	42,826	4	57
Helena PD	30,363	4	51
Kalispell PD	21,932	2	35
Havre PD	9,873	1	19
Miles City PD	8,851	1	15
Livingston PD	7,303	1	13
Whitefish PD	6,997	1	16
Laurel PD	6,988	2	13
Lewistown PD	5,856	1	13
Columbia Falls PD	4,983	1	10
Hamilton PD	4,652	1	14
Stevensville PD	1,925	1	2
Thompson Falls PD	1,343	1	4
TOTALS			
16 Agencies	393,694	37	585

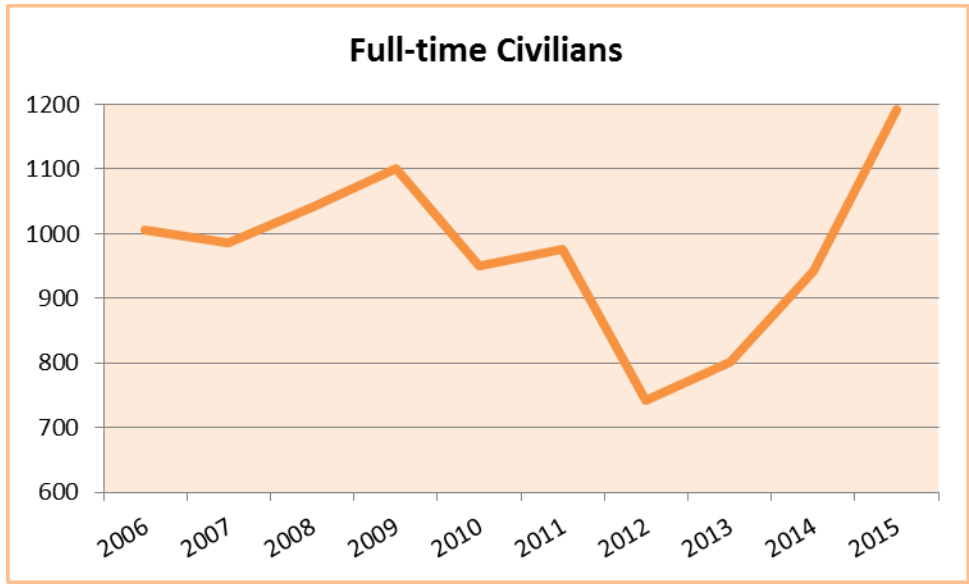
Sheriff's Office & Police Department 10 Year Trends



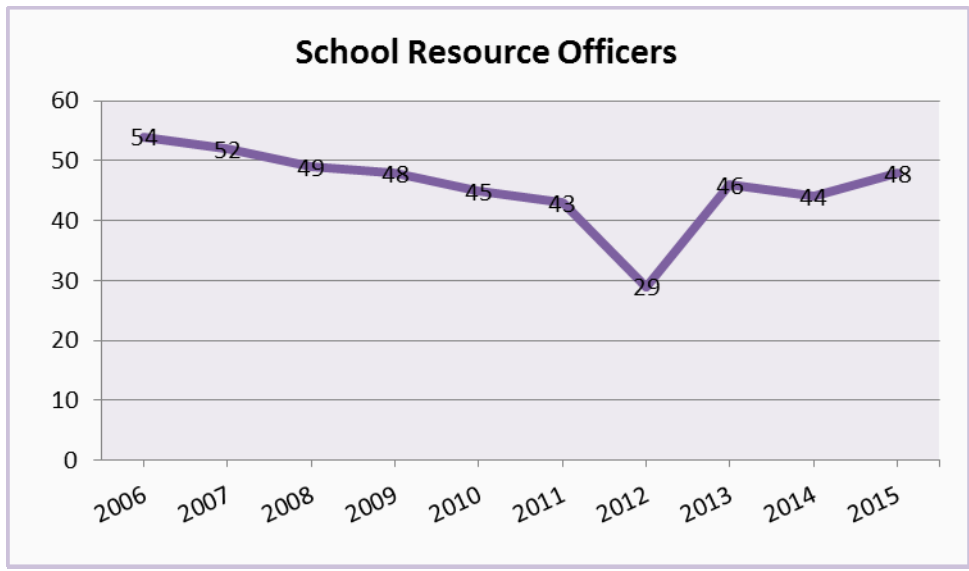
Includes 2 Universities.



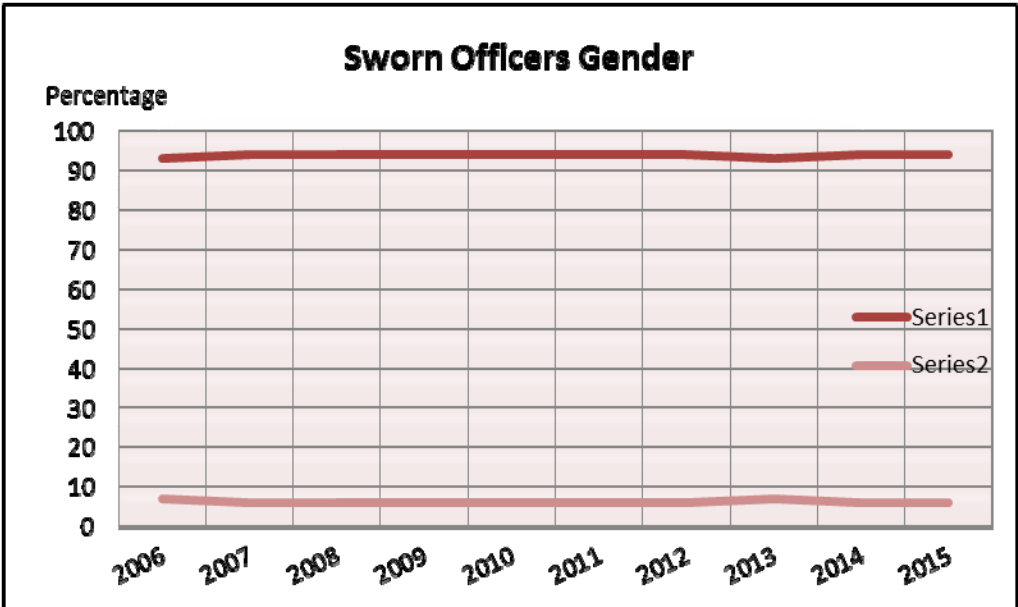
Includes 2 universities.



Includes 2 Universities.



Does not include 2 universities.



Includes 2 Universities.

Montana Statewide - 2015

		Offenses		Arrests		
		Reported	Cleared	Adult	Juvenile	
2015 Population Estimate	1,033,842					
		Group A Offenses				
		Crimes Against Persons				
Offense Overview		Murder and Nonnegligent Manslaughter (09A)	26	13	10	0
Offense Total	59,836	Negligent Manslaughter (09B)	6	3	5	0
Number Cleared	18,748	Kidnapping/Abduction (100)	197	113	98	3
Percent Cleared	31.33 %	Rape (11A)	383	63	41	5
Group A Crimes per 100,000 population	5,787.7	Sodomy (11B)	73	6	2	2
		Sexual Assault With An Object (11C)	20	7	3	3
		Fondling (11D)	675	82	51	14
		Incest (36A)	45	10	9	0
		Statutory Rape (36B)	40	6	5	0
Arrest Overview		Aggravated Assault (13A)	2,226	1,236	930	72
Total Arrests	31,134	Simple Assault (13B)	6,438	4,112	3,400	417
Adult Arrests	26,558	Intimidation (13C)	755	383	329	25
Juvenile Arrests	4,576	Crimes Against Property				
Unknown Age	1	Arson (200)	140	29	17	14
Arrests per 100,000 population	3,011.5	Bribery (510)	0	0	0	0
		Burglary/Breaking & Entering (220)	3,558	323	233	49
		Counterfeiting/Forgery (250)	830	154	125	5
		Destruction/Damage/Vandalism of Property (290)	9,132	1,471	1,100	318
		Embezzlement (270)	142	51	47	4
		Extortion/Blackmail (210)	4	0	0	0
		False Pretenses/Swindle/Confidence Game (26A)	1,124	185	130	10
		Credit Card/Automatic Teller Fraud (26B)	454	44	36	2
		Impersonation (26C)	872	46	40	1
		Welfare Fraud (26D)	13	9	9	0
		Wire Fraud (26E)	2	0	0	0
		Motor Vehicle Theft (240)	2,358	362	245	81
		Robbery (120)	202	55	49	5
		Stolen Property Offenses (280)	130	61	52	2
		Pocket-picking (23A)	18	3	1	2
		Purse-snatching (23B)	38	2	2	0
		Shoplifting (23C)	4,682	2,744	2,456	619
		Theft From Building (23D)	2,774	369	252	82
		Theft From Coin Operated Machine or Device (23E)	38	1	1	0
		Theft From Motor Vehicle (23F)	4,713	192	125	52
		Theft of Motor Vehicle Parts/Accessories (23G)	704	32	24	0
		All Other Larceny (23H)	8,589	939	724	148
		Crimes Against Society				
		Drug/Narcotic Violations (35A)	4,376	2,783	2,347	344
		Drug Equipment Violations (35B)	3,734	2,649	2,249	389
		Betting/Wagering (39A)	0	0	0	0
		Operating/Promoting/Assisting Gambling (39B)	6	2	2	0
		Gambling Equipment Violations (39C)	0	0	0	0
		Sports Tampering (39D)	0	0	0	0
		Pornography/Obscene Material (370)	17	5	1	4
		Prostitution (40A)	6	3	3	0
		Assisting or Promoting Prostitution (40B)	11	2	2	0
		Weapon Law Violations (520)	285	198	152	20
		Total Group A Offenses	59,836	18,748	15,307	2,692
		Group B Arrests				
Offense		Adult	Juvenile			
Bad Checks (90A)	83	0				
Curfew/Loitering/Vagrancy Violations (90B)	10	407				
Disorderly Conduct (90C)	3,106	482				
Driving Under the Influence (90D)	4,562	59				
Family Offenses (Nonviolent) (90F)	253	77				
Liquor Law Violations (90G)	1,762	697				
Peeping Tom (90H)	10	1				
Runaway (90I)	0	0				
Trespass of Real Property (90J)	1,465	161				
Total Group B	11,251	1,884				

2015 Incidents by Agency

Agency	Agency Population	Number of Incidents
Population Over 50,000		
Flathead SO	62,120	2,893
Population 25,000 - 50,000		
Gallatin SO	45,786	1,341
Missoula SO	43,047	824
Yellowstone SO	40,635	1,595
Butte-Silver Bow Law Enforcement Department	34,817	3,542
Lewis and Clark SO	34,052	1,147
Ravalli SO	33,808	866
Population 10,000 - 24,999		
Cascade SO	23,366	647
Lake SO	21,771	1,098
Lincoln SO	14,316	528
Big Horn SO	13,385	102
Glacier SO	10,744	547
Jefferson SO	10,397	298
Population 5,000 - 9,999		
Anaconda-Deer Lodge Department of Law Enforcement	9,121	545
Roosevelt SO	8,686	489
Park SO	8,664	162
Sanders SO	8,397	196
Stillwater SO	7,321	170
Carbon SO	7,074	178
Rosebud SO	7,009	140
Madison SO	6,980	110
Hill SO	6,852	421
Teton SO	6,066	193
Broadwater SO	5,679	133
Fergus SO	5,561	152
Blaine SO	5,421	69
Richland SO	5,280	199
Beaverhead SO	5,133	86
Toole SO	5,108	325
Population Under 5,000		
Musselshell SO	4,604	272
Choteau SO	4,422	0
Valley SO	4,303	192
Mineral SO	4,272	24
Phillips SO	4,177	171
Dawson SO	4,154	358
Powell SO	3,892	44
Sheridan SO	3,785	216
Pondera SO	3,627	23
Custer SO	3,350	69
Granite SO	3,246	109
Wheatland SO	2,090	29
Judith Basin SO	1,976	24

Meagher SO	1,845	56
Daniels SO	1,807	16
Powder River SO	1,798	34
McCone SO	1,685	27
Garfield SO	1,343	14
Fallon SO	1,212	28
Carter SO	1,174	7
Wibaux SO	1,154	18
Prairie SO	1,139	46
Golden Valley SO	846	19
Treasure SO	687	9

2015 Incidents by Agency

Agency	Agency Population	Number of Incidents
Population Over 100,000		
Billings PD	109,997	9,724
Population 50,000 - 100,000		
Missoula PD	70,553	7,255
Great Falls PD	59,252	5,164
Population 25,000 - 49,999		
Bozeman PD	42,826	2,734
Helena PD	30,363	2,913
Population 10,000 - 24,999		
Kalispell PD	21,932	2,648
Montana State University PD	18,775	435
University of Montana Office of Public Safety	13,044	231
Population 5,000 - 9,999		
Havre PD	9,873	1,391
Miles City PD	8,851	550
Belgrade PD	7,882	624
Livingston PD	7,303	485
Whitefish PD	6,997	489
Laurel PD	6,988	453
Sidney PD	6,817	572
Lewistown PD	5,856	319
Glendive PD	5,524	554
Population Under 5,000		
Columbia Falls PD	4,983	332
Hamilton PD	4,652	646
Polson PD	4,634	925
Dillon PD	4,244	266
Glasgow PD	3,413	286
Cut Bank PD	3,025	279
Deer Lodge PD	2,996	265
Wolf Point PD	2,891	429
Libby PD	2,659	208
Conrad PD	2,609	111
Colstrip PD	2,339	41
Red Lodge PD	2,237	189
East Helena PD	2,071	45
Columbus PD	2,021	91
Baker PD	1,955	36
Ronan PD	1,942	202
Stevensville PD	1,925	92
Manhattan PD	1,585	77
Fort Benton PD	1,497	63
Thompson Falls PD	1,343	78
West Yellowstone PD	1,335	72
Chinook PD	1,237	17
Boulder PD	1,207	75
Eureka PD	1,088	78
Plains PD	1,072	82
Troy PD	940	58
Ennis PD	881	11
Darby PD	854	0

St. Ignatius PD	853	30
Bridger PD	738	23
Hot Springs PD	553	25
Fromberg PD	446	2

2015 Arrests by Agency

Agency	Agency Population	All Arrest Types	Arrest Type		
			On-View Arrest	Summoned/ Cited	Taken Into Custody
Population Over 50,000					
Flathead SO	62,120	780	347	346	87
Population 25,000 - 50,000					
Gallatin SO	45,786	476	340	127	9
Missoula SO	43,047	248	52	0	196
Yellowstone SO	40,635	652	256	187	209
Butte-Silver Bow Law Enforcement Department	34,817	1,640	998	249	393
Lewis and Clark SO	34,052	362	68	89	205
Ravalli SO	33,808	521	344	176	1
Population 10,000 - 24,999					
Cascade SO	23,366	394	27	122	245
Lake SO	21,771	260	180	40	40
Lincoln SO	14,316	300	142	19	139
Big Horn SO	13,385	47	40	5	2
Glacier SO	10,744	485	353	18	114
Jefferson SO	10,397	170	35	66	69
Population 5,000 - 9,999					
Anaconda-Deer Lodge Department of Law Enforcement	9,121	276	167	92	17
Roosevelt SO	8,686	422	412	1	9
Park SO	8,664	18	17	1	0
Sanders SO	8,397	76	60	0	16
Stillwater SO	7,321	66	29	24	13
Carbon SO	7,074	33	6	21	6
Rosebud SO	7,009	55	53	1	1
Madison SO	6,980	53	24	22	7
Hill SO	6,852	151	57	72	22
Teton SO	6,066	110	42	48	20
Broadwater SO	5,679	78	64	9	5
Fergus SO	5,561	101	49	22	30
Blaine SO	5,421	52	10	25	17
Richland SO	5,280	83	38	17	28
Beaverhead SO	5,133	74	35	31	8
Toole SO	5,108	108	5	6	97
Population Under 5,000					
Musselshell SO	4,604	110	61	35	14
Choteau SO	4,422	0	0	0	0
Valley SO	4,303	152	66	50	36
Mineral SO	4,272	11	9	0	2
Phillips SO	4,177	109	45	51	13
Dawson SO	4,154	232	69	44	119
Powell SO	3,892	12	5	2	5
Sheridan SO	3,785	114	49	38	27
Pondera SO	3,627	13	9	3	1
Custer SO	3,350	21	13	8	0
Granite SO	3,246	27	23	0	4
Wheatland SO	2,090	26	6	3	17
Judith Basin SO	1,976	14	13	0	1
Meagher SO	1,845	17	7	1	9

Daniels SO	1,807	18	1	16	1
Powder River SO	1,798	22	0	11	11
McCone SO	1,685	18	2	16	0
Garfield SO	1,343	12	3	9	0
Fallon SO	1,212	7	4	3	0
Carter SO	1,174	0	0	0	0
Wibaux SO	1,154	2	1	1	0
Prairie SO	1,139	3	3	0	0
Golden Valley SO	846	12	5	3	4
Treasure SO	687	7	7	0	0

2015 Arrests by Agency

Arrest Type

Agency	Agency Population	All Arrest Types	On-View Arrest	Summoned/ Cited	Taken Into Custody
Population Over 100,000					
Billings PD	109,997	3,359	1,656	715	988
Population 50,000 - 100,000					
Missoula PD	70,553	4,126	1,955	2,106	65
Great Falls PD	59,252	2,689	1,173	1,166	350
Population 25,000 - 49,999					
Bozeman PD	42,826	1,403	858	475	70
Helena PD	30,363	1,426	145	689	592
Population 10,000 - 24,999					
Kalispell PD	21,932	1,218	475	623	120
Montana State University PD	18,775	59	52	6	1
University of Montana Office of Public Safety	13,044	98	18	79	1
Population 5,000 - 9,999					
Havre PD	9,873	818	447	285	86
Miles City PD	8,851	384	150	206	28
Belgrade PD	7,882	362	186	173	3
Livingston PD	7,303	88	77	11	0
Whitefish PD	6,997	224	200	6	18
Laurel PD	6,988	261	120	59	82
Sidney PD	6,817	320	9	8	303
Lewistown PD	5,856	124	63	58	3
Glendive PD	5,524	357	132	104	121
Population Under 5,000					
Columbia Falls PD	4,983	186	108	54	24
Hamilton PD	4,652	440	249	168	23
Polson PD	4,634	398	325	26	47
Dillon PD	4,244	296	148	125	23
Glasgow PD	3,413	200	103	86	11
Cut Bank PD	3,025	191	135	33	23
Deer Lodge PD	2,996	96	39	53	4
Wolf Point PD	2,891	343	199	66	78
Libby PD	2,659	118	76	5	37
Conrad PD	2,609	48	24	14	10
Colstrip PD	2,339	11	9	0	2
Red Lodge PD	2,237	89	32	43	14
East Helena PD	2,071	14	0	1	13
Columbus PD	2,021	37	7	30	0
Baker PD	1,955	12	4	7	1
Ronan PD	1,942	75	32	31	12
Stevensville PD	1,925	34	26	7	1
Manhattan PD	1,585	39	25	14	0
Fort Benton PD	1,497	22	0	10	12
Thompson Falls PD	1,343	25	23	0	2
West Yellowstone PD	1,335	53	26	25	2

Chinook PD	1,237	9	0	7	2
Boulder PD	1,207	35	5	13	17
Eureka PD	1,088	60	38	0	22
Plains PD	1,072	49	14	25	10
Troy PD	940	24	12	12	0
Ennis PD	881	11	2	5	4
Darby PD	854	0	0	0	0
St. Ignatius PD	853	12	12	0	0
Bridger PD	738	1	0	1	0
Hot Springs PD	553	16	13	0	3
Fromberg PD	446	2	0	2	0

Board Members

Laura Obert - Chair
Broadwater County
Commissioner

PO Box 196
Townsend MT 59644
Phone: 980-2050

Representing:
Local Government
Term Expires: 1/1/2017

Rick Kirn - Vice Chair
Tribal, Rural, NE MT
Representative

PO Box 1267
Poplar MT 59255
Phone: 768-7195

Representing: Tribal
Relations
Term Expires: 1/1/2019

Laurie Barron
Superintendent

18 West Evergreen Drive
Kalispell, MT 59901
Phone: 751-1111

Representing: Educator
Term Expires: 1/1/2019

Bill Dial
Whitefish Police Chief

275 Flathead Ave
Whitefish MT 59937
Phone: 863-2422
Fax: 863-2439

Representing: Law
Enforcement
Term Expires: 1/1/2017

Leo Dutton
Lewis & Clark County
Sheriff

221 Breckenridge
Helena MT 59601
Phone: 447-8287
Fax: 449-8452

Representing:
Local Law Enforcement
Term Expires: 1/1/2017

Tim Fox
Attorney General

215 North Sanders
Helena MT 59620-1401
Phone: 444-2026
Fax: 444-3549

Representing: Attorney
General
Term Expires: 1/1/2017

Beth McLaughlin
Court Administrator

301 S Park Ste 328
Helena MT 59601
Phone: 841-2955

Representing: Judiciary
Term Expires: 1/1/2019

Michelle Miller
Executive Director

1146 W Gold St
Butte MT 59701
Phone: 560-6600

Representing: Youth Justice
Advisory Council Chair
Term Expires: 1/1/2017

Mike Batista
Department of
Corrections Director

5 S Last Chance Gulch
PO Box 201301
Helena MT 59620-1301
Phone: 444-3901
Fax: 444-4920

Representing: Law
Enforcement
Term Expires: 1/1/2019

Jim Cashell

Citizen

115 Melbourne Ln
 Bozeman MT 59718
 Phone: 580-7361

Representing: Public
 Representative
 Term Expires: 1/1/2017

Brenda Desmond

4th Judicial District Standing Master

200 W Broadway
 Missoula MT 59802
 Phone: 258-4728
 Fax: 258-4739

Representing: Judiciary
 Term Expires: 1/1/2019

Bill Hooks

Chief Public Defender

44 W Park Ave
 Butte MT 59701
 Phone: 493-1813
 Fax: 496-6098

Representing: Criminal
 Justice Agency
 Term Expires: 1/1/2019

Danna Jackson

Assistant U.S. Attorney & Tribal Liaison

719 Holter St
 Helena MT 59601
 Phone: 457-5262
 Fax: 457-5130

Representing: Professional
 & Community Organizations
 Term Expires: 1/1/2017

Steve McArthur

Community Corrections Programs & Transportation Director

81 W Park St
 Butte MT 59701
 Phone: 782-0417
 Fax: 782-6964

Representing: Community
 Corrections
 Term Expires: 1/1/2017

Nickolas Murnion

Valley County Attorney

501 Court Sq #20
 Glasgow MT 59230
 Phone: 228-6286
 Fax: 228-9050

Representing: Law
 Enforcement
 Term Expires: 1/1/2017

Roxanne Ross

Owner and Trainer

2787 Stacia Ave
 Helena MT 59601
 Phone: 422-2813

Representing: Public
 Representative
 Term Expires: 1/1/2019

Angela Russell

Tribal Representative

PO Box 333
 Lodge Grass MT 59050
 Phone: 860-2794

Representing: Public
 Representative
 Term Expires: 1/1/2019

Vacant

Representing: Public
 Representative
 Term Expires: 1/1/2017