

Montana Hate Crimes



2010

Montana

Bias Motivation by Offense* - 2010

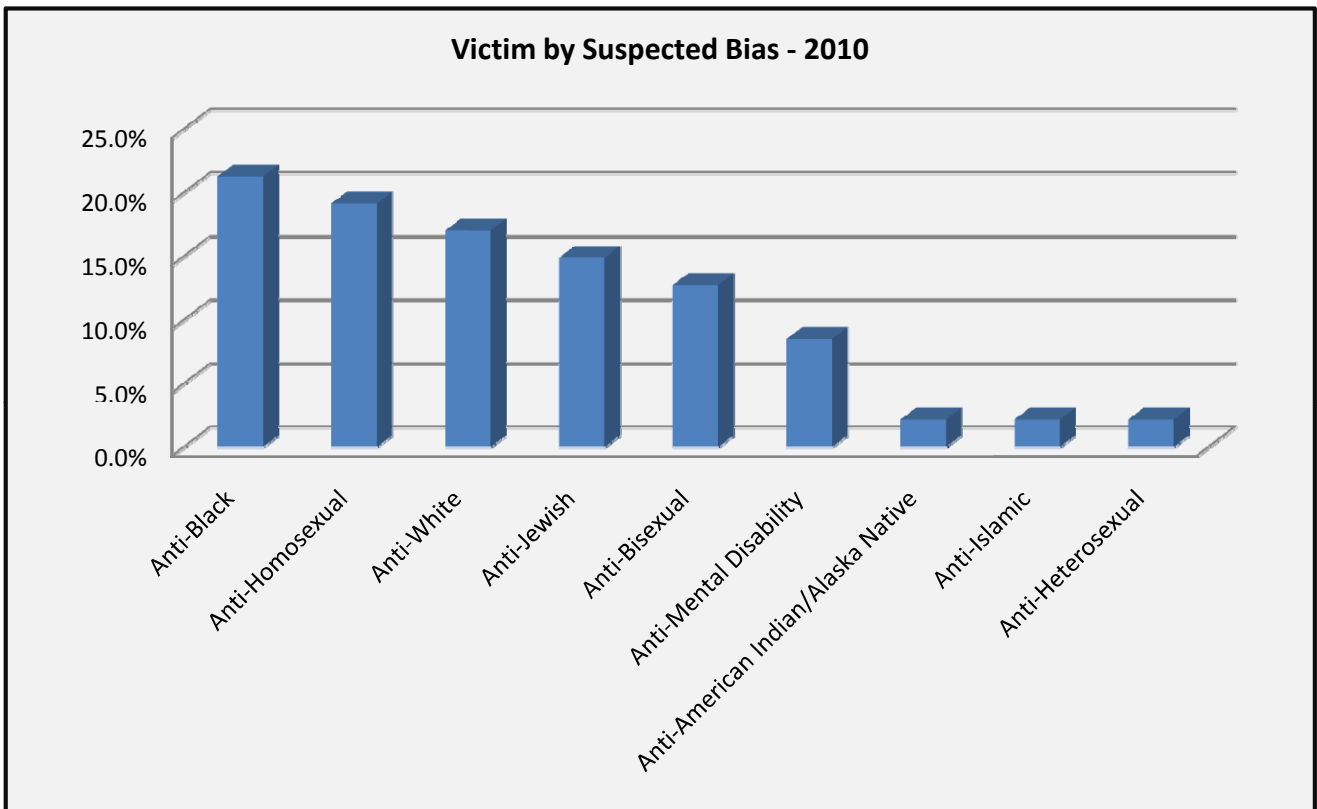
Offense Description	Bias Motivation	Total	% of Total
Aggravated Assault	Anti-Black	5	9.43%
	Anti-Homosexual	2	3.77%
	Anti-Jewish	1	1.89%
	Anti-Other Sexual Orientation	1	1.89%
	Anti-White	1	1.89%
Aggravated Assault Total		10	18.87%
All Other Larceny	Anti-White	1	1.89%
All Other Larceny Total		1	1.89%
Burglary/B & E	Anti-Homosexual	1	1.89%
	Anti-White	1	1.89%
Burglary/B & E Total		2	3.77%
Curfew/ Loitering/Vagrance	Anti-American Indian / Alaskan	1	1.89%
Curfew/ Loitering/Vagrance Total		1	1.89%
Destruction/Damage/Vandalism	Anti-Black	2	3.77%
	Anti-Lesbian	1	1.89%
	Anti-Oriental	1	1.89%
	Anti-White	1	1.89%
Destruction/Damage/Vandalism Total		5	9.43%
Disorderly Conduct	Anti-Black	6	11.32%
	Anti-American Indian / Alaskan	1	1.89%
	Anti-Homosexual	1	1.89%
	Anti-Jewish	1	1.89%
	Anti-Mental Disability	1	1.89%
	Anti-Other Sexual Orientation	1	1.89%
Disorderly Conduct Total		11	20.75%
Forcible Fondling	Anti-White	1	1.89%
Forcible Fondling Total		1	1.89%
Motor Vehicle Theft	Anti-White	1	1.89%
Motor Vehicle Theft Total		1	1.89%
Robbery	Anti-Gay	1	1.89%
Robbery Total		1	1.89%
Shoplifting	Anti-American Indian / Alaskan	1	1.89%
Shoplifting Total		1	1.89%
Simple Assault	Anti-Black	1	1.89%
	Anti-Gay	1	1.89%
	Anti-Heterosexual	2	3.77%
	Anti-Homosexual	2	3.77%
	Anti-Islamic (Moslem)	1	1.89%
	Anti-Lesbian	1	1.89%
	Anti-Mental Disability	1	1.89%
	Anti-Other Sexual Orientation	2	3.77%
	Anti-White	2	3.77%
Simple Assault Total		13	24.53%

Offense Description	Bias Motivation	Total	% of Total
Theft from Building	Anti-White	1	1.89%
Theft from Building Total		1	1.89%
Theft From Motor Vehicle	Anti-Jewish	1	1.89%
	Anti-Other Sexual Orientation	1	1.89%
	Anti-White	1	1.89%
Theft From Motor Vehicle Total		3	5.66%
Trespass on Real Property	Anti-Jewish	1	1.89%
	Anti-White	1	1.89%
Trespass on Real Property Total		2	3.77%
Grand Total		53	100%

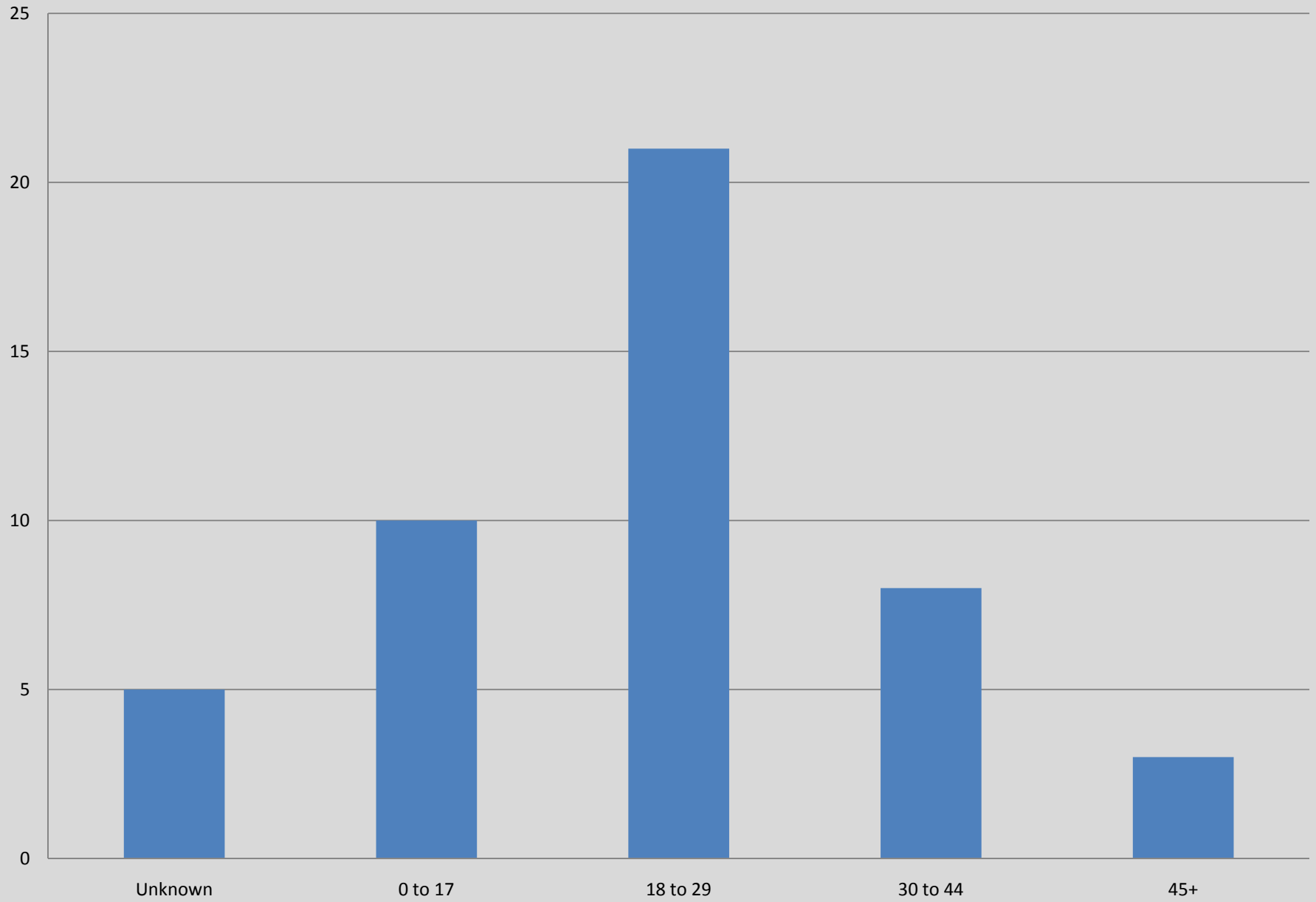
*Excludes "All Other Offenses" category. Multiple offenses are possible per one incident.

Victim by Suspected Hate Bias - 2010

Bias Motivation	Total	% of Total
Anti-Black	10	21.3%
Anti-Homosexual	9	19.1%
Anti-White	8	17.0%
Anti-Jewish	7	14.9%
Anti-Bisexual	6	12.8%
Anti-Mental Disability	4	8.5%
Anti-American Indian/Alaska Native	1	2.1%
Anti-Islamic	1	2.1%
Anti-Heterosexual	1	2.1%
Grand Total	47	100%



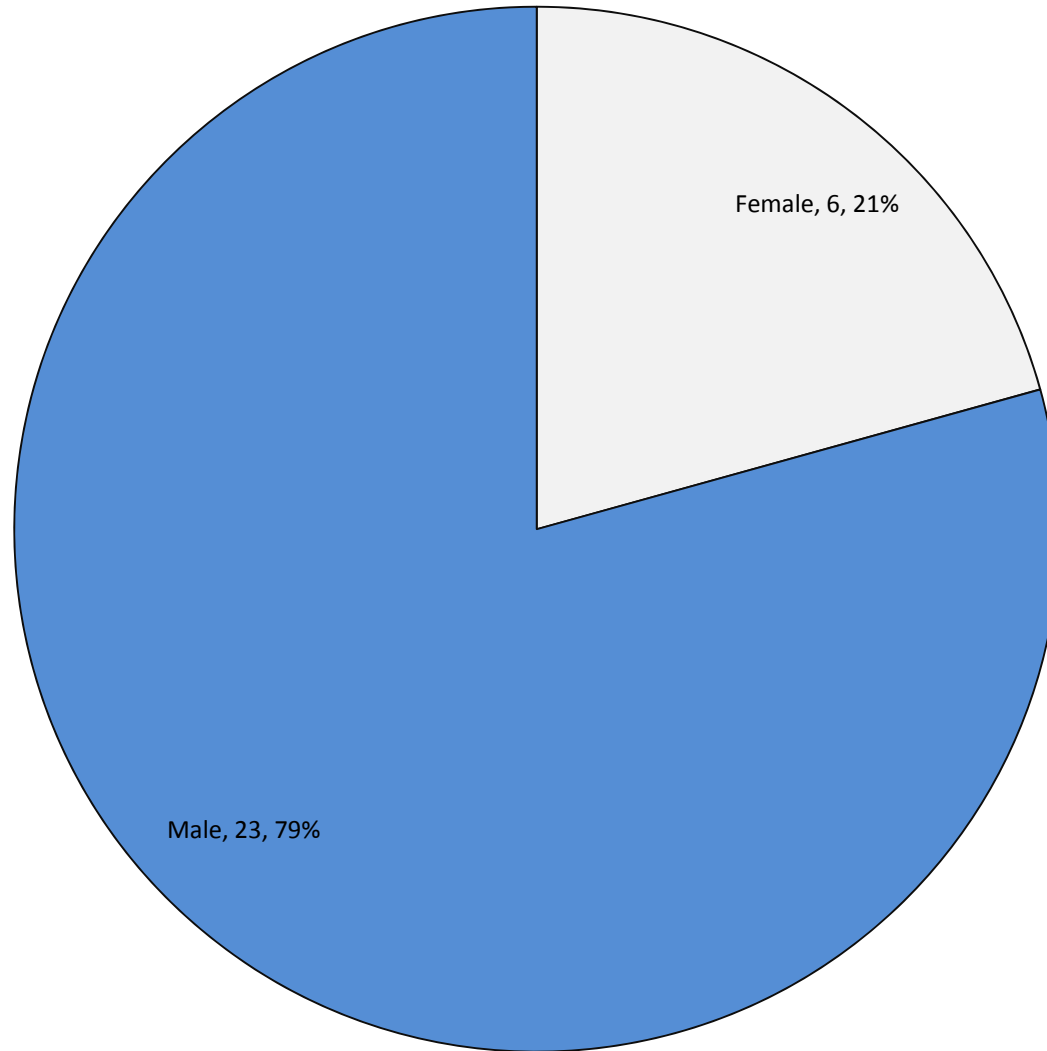
Hate Bias Victims by Age - 2010



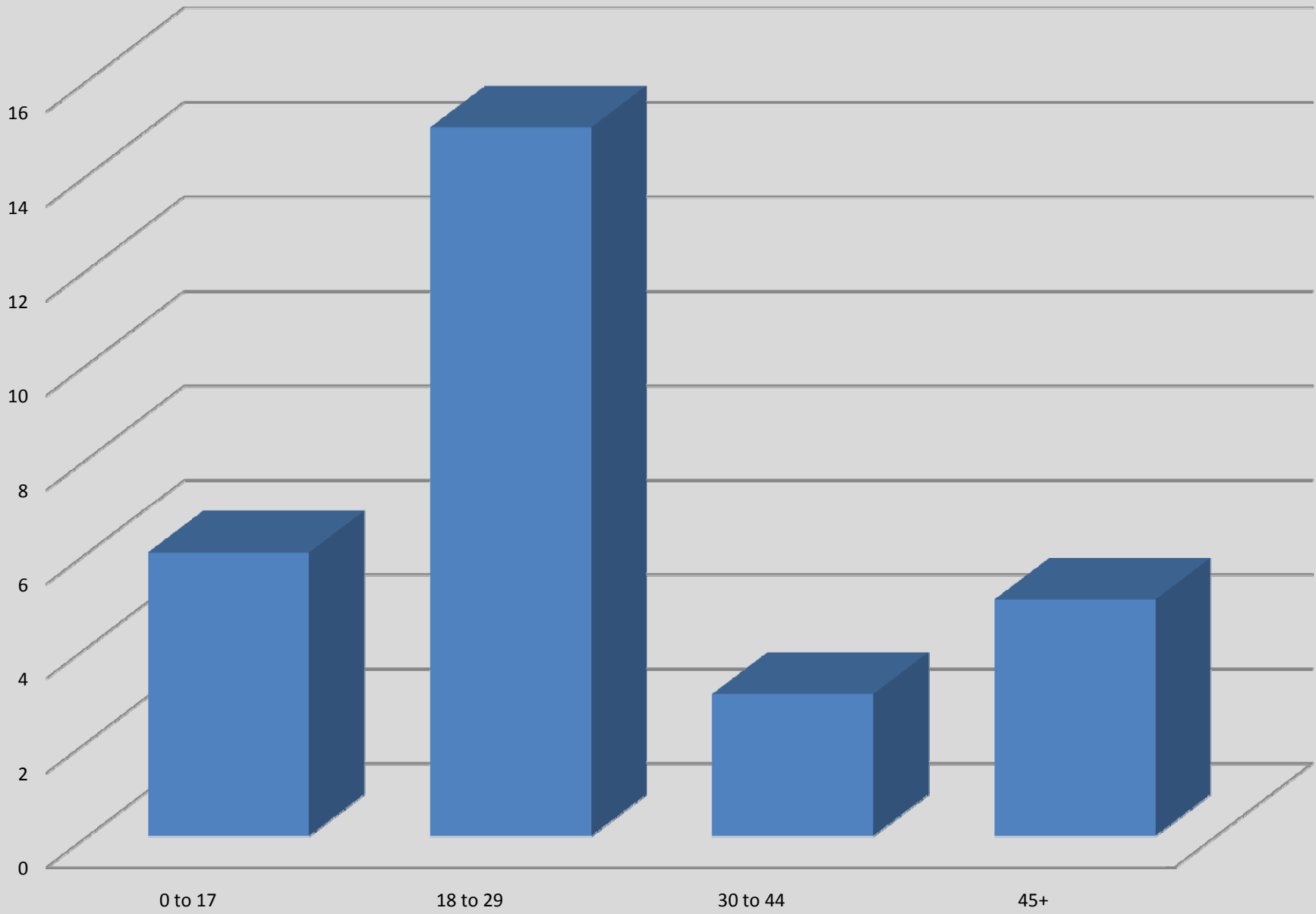
Victims of Bias Motivated Offenses by Gender and Race - 2010

	Total	% of Total
Female Total	16	34.0%
African American	3	6.4%
Unknown	2	4.3%
White	11	23.4%
Male Total	30	63.8%
African American	4	8.5%
Unknown	2	4.3%
White	24	51.1%
Unknown Total	1	2.1%
Unknown	1	2.1%
Grand Total	47	100%

Hate Bias Arrests by Gender - 2010



Hate Bias Arrests by Age - 2010



Hate Bias Arrests by Race and Bias Motivation - 2010

	Total	% of Total
African American	2	6.90%
Anti-Black	2	6.90%
American Indian	3	10.34%
Anti-American Indian / Alaskan	2	6.90%
Anti-White	1	3.45%
White	24	82.76%
Anti-Black	4	13.79%
Anti-Heterosexual	2	6.90%
Anti-Homosexual	4	13.79%
Anti-Jewish	2	6.90%
Anti-Lesbian	1	3.45%
Anti-Mental Disability	4	13.79%
Anti-Other Sexual Orientation	2	6.90%
Anti-White	5	17.24%
Grand Total	29	100%

DATA SOURCE:

Montana Incident-Based Reporting System. Montana Board of Crime Control
July 22, 2014