

Montana Hate Crimes



2008

Montana

Bias Motivation by Offense* - 2008

Offense Description	Bias Motivation	Total	% of Total
Aggravated Assault	Anti-Black	3	5.56%
	Anti-Hispanic	1	1.85%
	Anti-Mental Disability	1	1.85%
	Anti-Multi-Racial Group	2	3.70%
	Anti-Oriental	1	1.85%
Aggravated Assault Total		8	14.81%
All Other Larceny	Anti-American Indian / Alaskan	1	1.85%
All Other Larceny Total		1	1.85%
Destruction/Damage/Vandalism	Anti-Black	2	3.70%
	Anti-Asian / Pacific Islander	1	1.85%
	Anti-Atheist / Agnostic / Etc.	1	1.85%
	Anti-Catholic	1	1.85%
	Anti-Gay	1	1.85%
	Anti-Hispanic	1	1.85%
	Anti-Jewish	1	1.85%
	Anti-Mental Disability	1	1.85%
	Anti-Multi-Religious Group	1	1.85%
	Anti-Oriental	2	3.70%
	Anti-Other Religion	1	1.85%
	Anti-Protestant	1	1.85%
Destruction/Damage/Vandalism Total		14	25.93%
Disorderly Conduct	Anti-Black	5	9.26%
	Anti-American Indian / Alaskan	1	1.85%
	Anti-Gay	1	1.85%
	Anti-Hispanic	1	1.85%
	Anti-Lesbian	1	1.85%
	Anti-Oriental	2	3.70%
	Anti-White	2	3.70%
Disorderly Conduct Total		13	24.07%
Family Offense, Nonviolent	Anti-White	1	1.85%
Family Offense, Nonviolent Total		1	1.85%
Motor Vehicle Theft	Anti-White	1	1.85%
Motor Vehicle Theft Total		1	1.85%
Murder/Non-Neg Manslaughter	Anti-White	1	1.85%
Murder/Non-Neg Manslaughter Total		1	1.85%

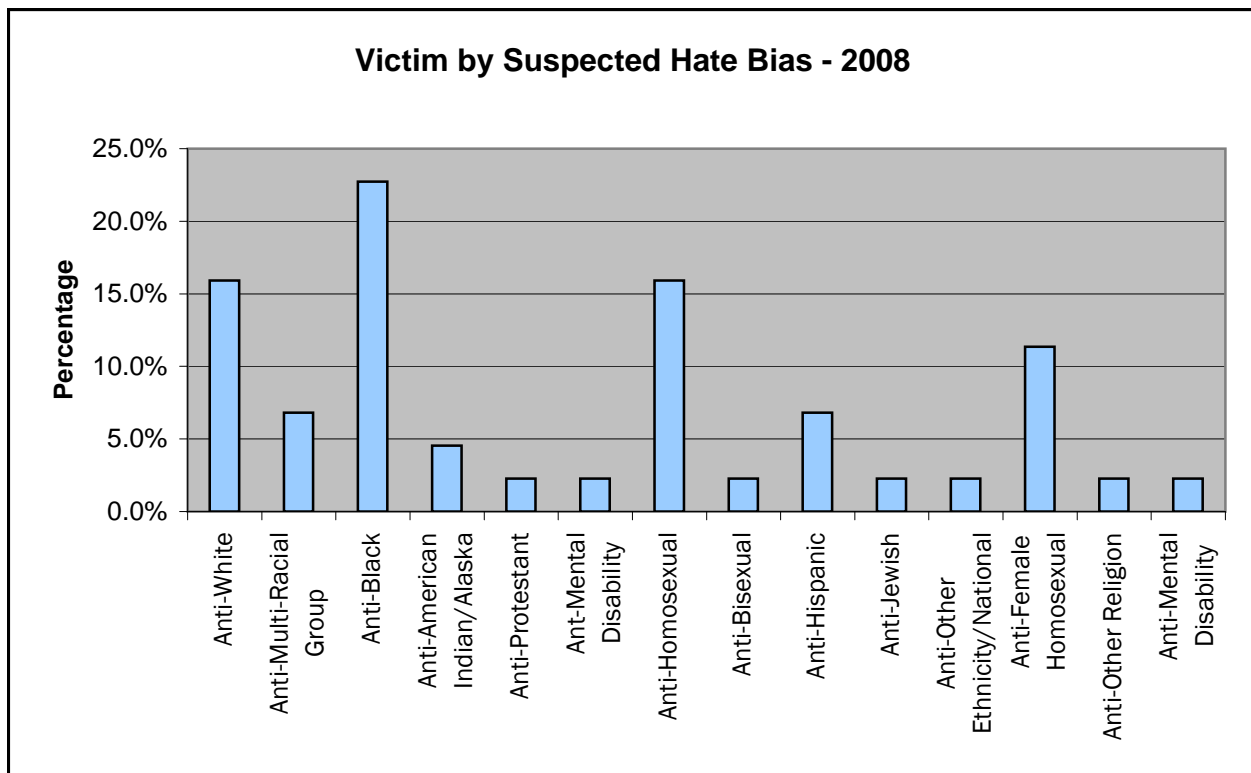
Offense Description	Bias Motivation	Total	% of Total
Peeping Tom	Anti-White	1	1.85%
Peeping Tom Total		1	1.85%
Shoplifting	Anti-White	2	3.70%
Shoplifting Total		2	3.70%
Simple Assault	Anti-Black	3	5.56%
	Anti-Gay	4	7.41%
	Anti-Hispanic	1	1.85%
	Anti-Lesbian	2	3.70%
	Anti-White	1	1.85%
Simple Assault Total		11	20.37%
Theft From Motor Vehicle	Anti-Other Sexual Orientation	1	1.85%
Theft From Motor Vehicle Total		1	1.85%
Grand Total		54	100.00%

*Excludes "All Other Offenses" category. Multiple offenses are possible per one incident.

Continued Below...

Victim by Suspected Hate Bias - 2008

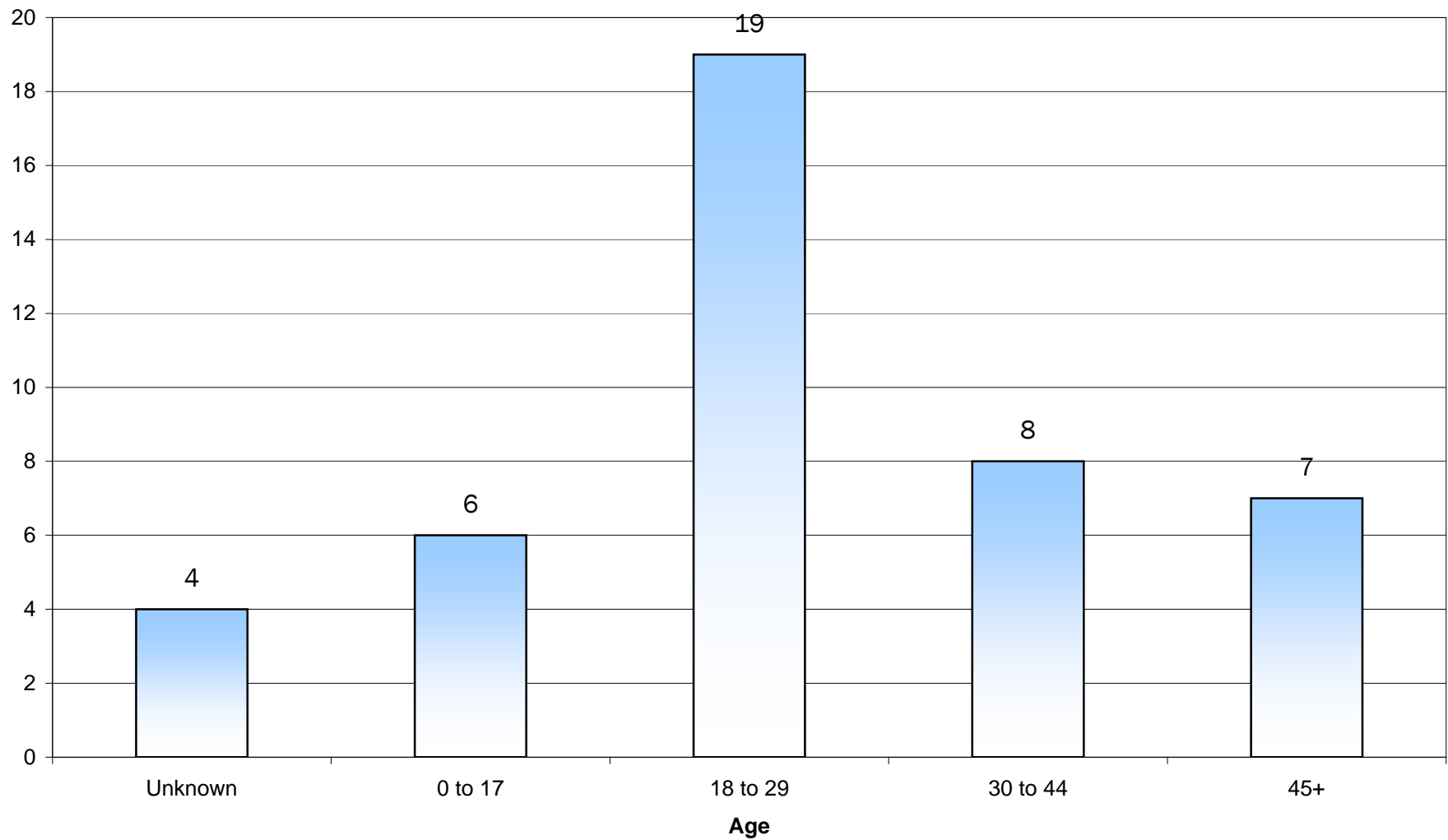
Bias Motivation	Total	% of Total
Anti-White	7	15.9%
Anti-Multi-Racial Group	3	6.8%
Anti-Black	10	22.7%
Anti-American Indian/Alaska Native	2	4.5%
Anti-Protestant	1	2.3%
Ant-Mental Disability	1	2.3%
Anti-Homosexual	7	15.9%
Anti-Bisexual	1	2.3%
Anti-Hispanic	3	6.8%
Anti-Jewish	1	2.3%
Anti-Other Ethnicity/National Origin	1	2.3%
Anti-Female Homosexual (Lesbian)	5	11.4%
Anti-Other Religion	1	2.3%
Anti-Mental Disability	1	2.3%
Grand Total	44	100.0%



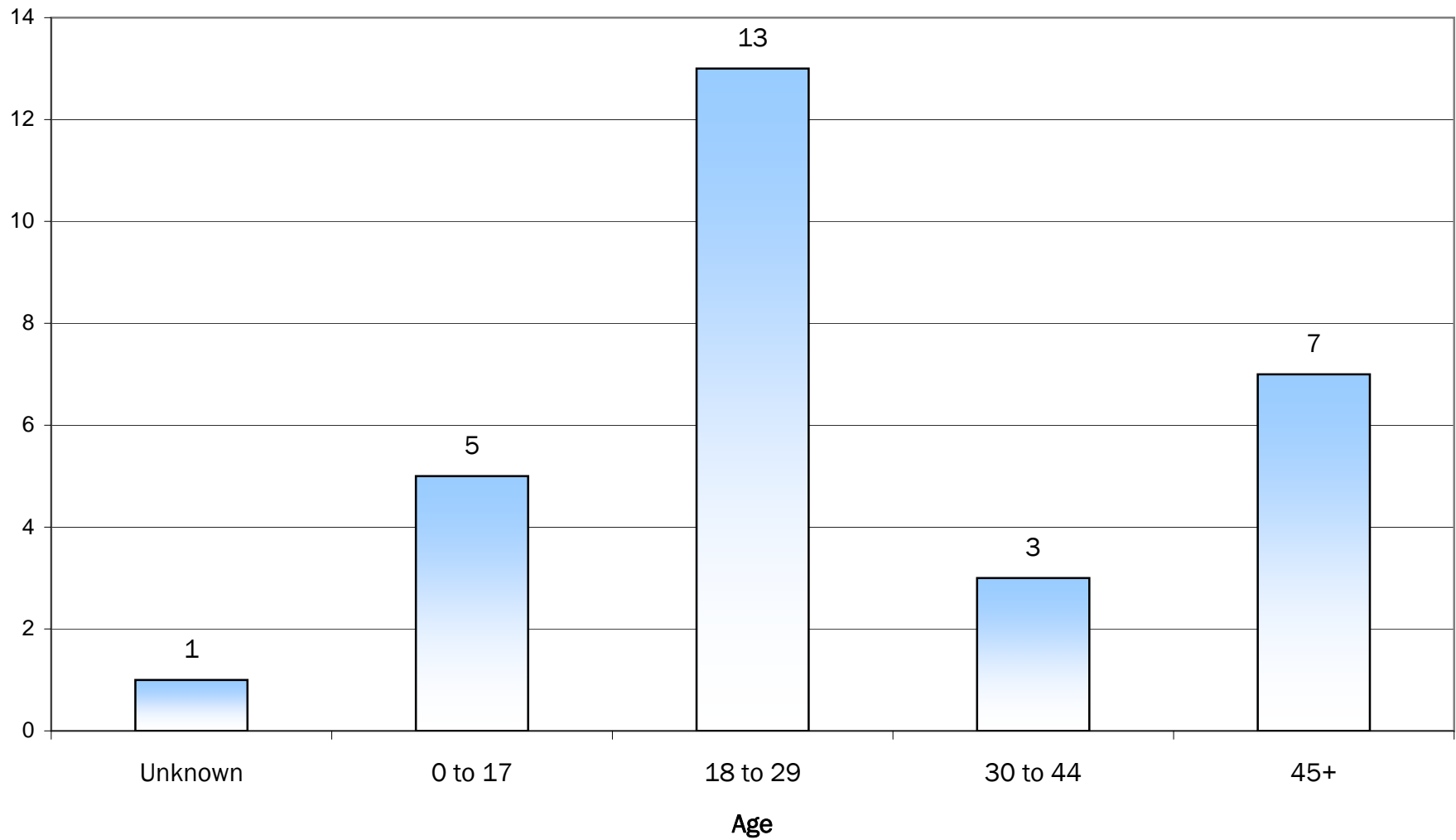
Victims of Bias Motivated Offenses by Gender and Race - 2008

Gender	Race	Total	% of Total
Female	Black	2	4.55%
	Unknown	2	4.55%
	White	12	27.27%
Female Total		16	36.36%
Male	American Indian/Alaska Native	2	4.55%
	Asian/Pacific Islander	1	2.27%
	Black	4	9.09%
	Unknown	1	2.27%
	White	20	45.45%
Male Total		28	63.64%
Grand Total		44	100.00%

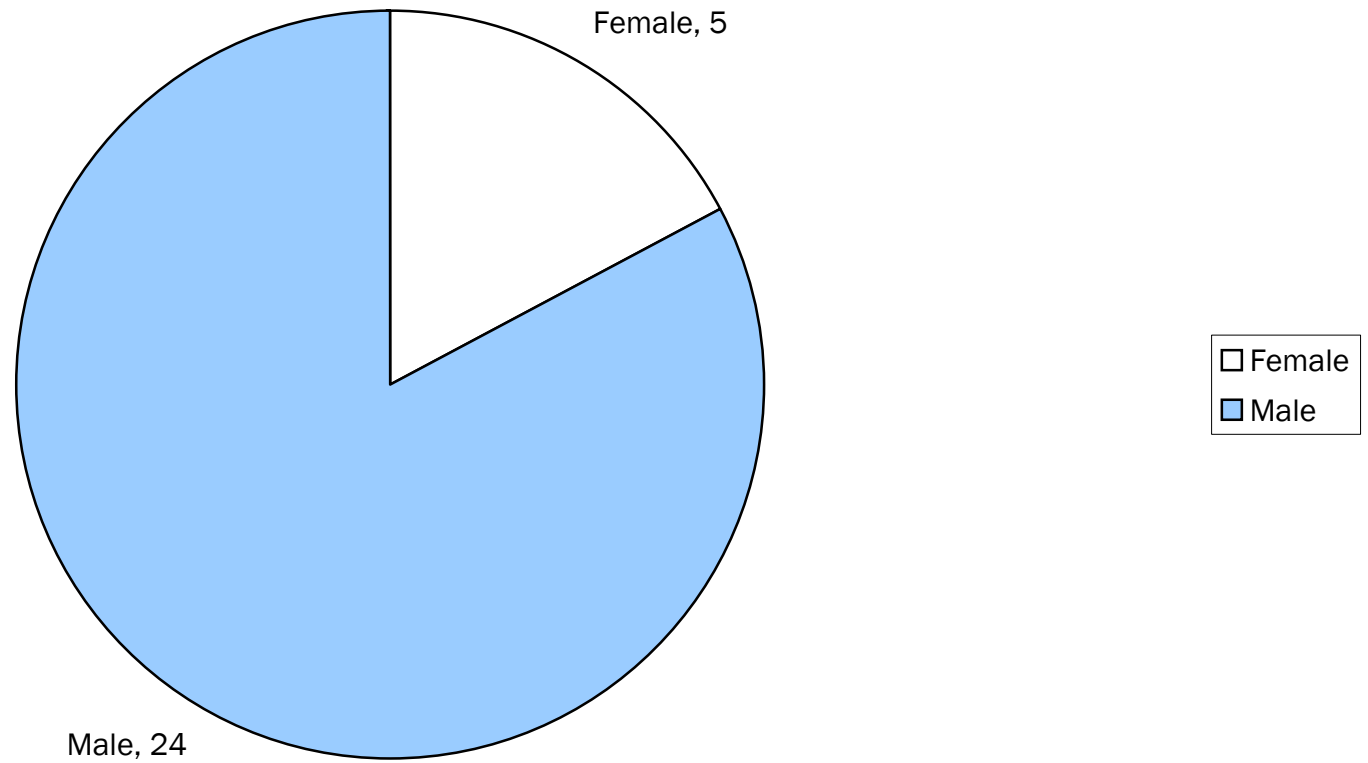
Hate Bias Victims by Age - 2008



Hate Bias Arrests by Age - 2008



Hate Bias Arrests by Gender - 2008



Hate Bias Arrests by Race and Bias Motivation - 2008

Race	Hate Bias	Total	% of Total
American Indian/Alaska Native	Anti-American Indian / Alaskan	2	6.90%
	Anti-Oriental	1	3.45%
American Indian/Alaska Native Total		3	10.34%
White	Anti-American Indian / Alaskan	1	3.45%
	Anti-Atheist / Agnostic / Etc.	1	3.45%
	Anti-Black	4	13.79%
	Anti-Catholic	1	3.45%
	Anti-Gay	2	6.90%
	Anti-Hispanic	1	3.45%
	Anti-Jewish	1	3.45%
	Anti-Lesbian	2	6.90%
	Anti-Multi-Racial Group	3	10.34%
	Anti-Oriental	2	6.90%
	Anti-White	8	27.59%
	White Total		26
Grand Total		29	100.00%

DATA SOURCE:

Montana Incident-Based Reporting System. Montana Board of Crime Control.

July 8, 2009