

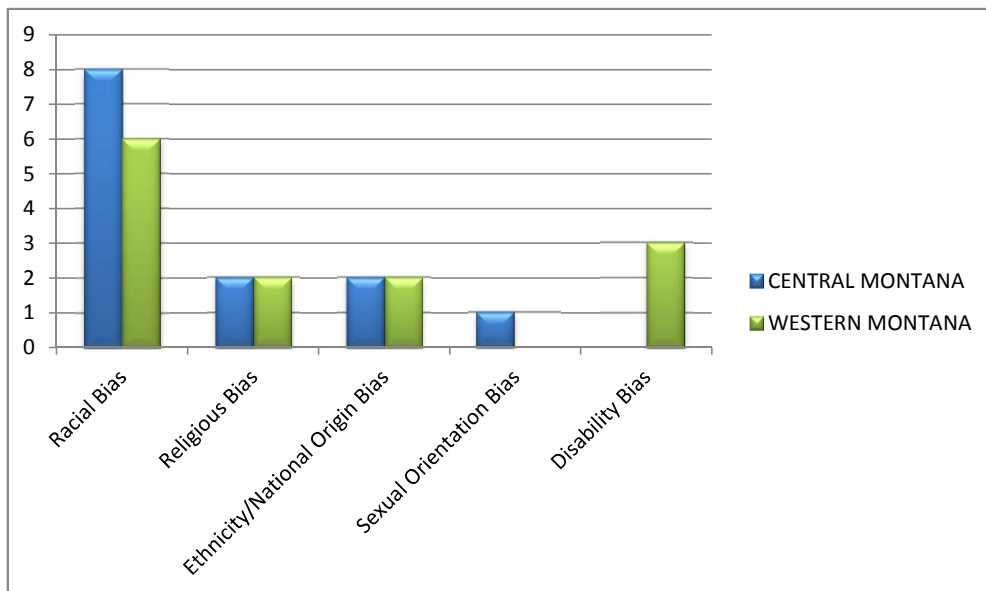
Montana Hate Crimes



2011

Bias Motivation by Region

BIAS MOTIVATION	Number of Victims	
	CENTRAL MONTANA	WESTERN MONTANA
Racial Bias	8	6
Religious Bias	2	2
Ethnicity/National Origin Bias	2	2
Sexual Orientation Bias	1	0
Disability Bias	0	3
Grand Total	13	13



Offenses of Bias Motivation

Bias motivated offenses consisted of .04% of the total offenses reported by non-tribal law enforcement to the Montana Incident-Based Reporting System in 2011.

The total number of offenses known to law enforcement was 74,147. Only 32 were reported as motivated by a racial, religion, ethnicity/national origin, sexual orientation or disability bias.

Bias Motivation by Offense*

OFFENSE DESCRIPTION	BIAS MOTIVATION	TOTAL	% OF TOTAL
Aggravated Assault	Racial Bias		
Hate motivated intimidation or harassment (0461)	Anti-Black	3	9%
	Anti-Jewish	1	3%
	Anti-Hispanic	2	6%
	Disability Bias		
Abuse, neglect, or exploit the elderly (0482)	Anti-Mental Handicap	1	3%
Aggravated Assault Total		7	22%
Simple Assault	Racial Bias		
Assault, simple - with minor injuries (no broken bones or severe lacerations, etc.) (0825)	Anti-American Indian/Alaskan Native	1	3%
	Sexual Orientation Bias		
	Anti-Homosexual (Gays and Lesbians)	1	3%
	Ethnicity/National Origin Bias		
Partner or family assault (non-aggravated) (0828)	Anti-Hispanic	1	3%
Simple Assault Total		3	9%
Intimidation	Racial Bias		
Threats in official and political matters (0833)	Anti-White	1	3%
Intimidation Total		1	3%
Vandalism	Racial Bias		
Criminal mischief/vandalism (1411)	Anti-Black	5	16%
	Anti-White	1	3%
	Religious Bias		
	Anti-Jewish	3	9%
	Ethnicity/National Origin Bias		
	Anti-Other Ethnicity/National Origin	1	3%
Vandalism Total		10	31%
Drug/Narcotic Violations	Racial Bias		
Sale of dangerous drugs (1811)	Anti-White	1	3%
Drug/Narcotic Violations Total		1	3%
All Other Offenses	Racial Bias		
Obscene/harassing phone call - privacy in comm. (2657)	Anti-Black	1	3%
	Disability Bias		
	Anti-Mental Handicap	2	6%
All Other Offenses Total		3	9%
Disorderly Conduct	Racial Bias		
Disorderly conduct (2411)	Anti-Black	2	6%
	Anti-White	2	6%
	Anti-American Indian/Alaskan Native	1	3%
	Anti-Asian/Pacific Islander	1	3%
Disorderly Conduct Total		6	19%
Liquor Law Violations	Racial Bias		
Purchase or possess intoxicant by a minor (2211)	Anti-white	1	3%
Liquor Law Violations Total		1	3%
Grand Total		32	100%

* Multiple offenses are possible per one incident.

Victim by Bias Motivation

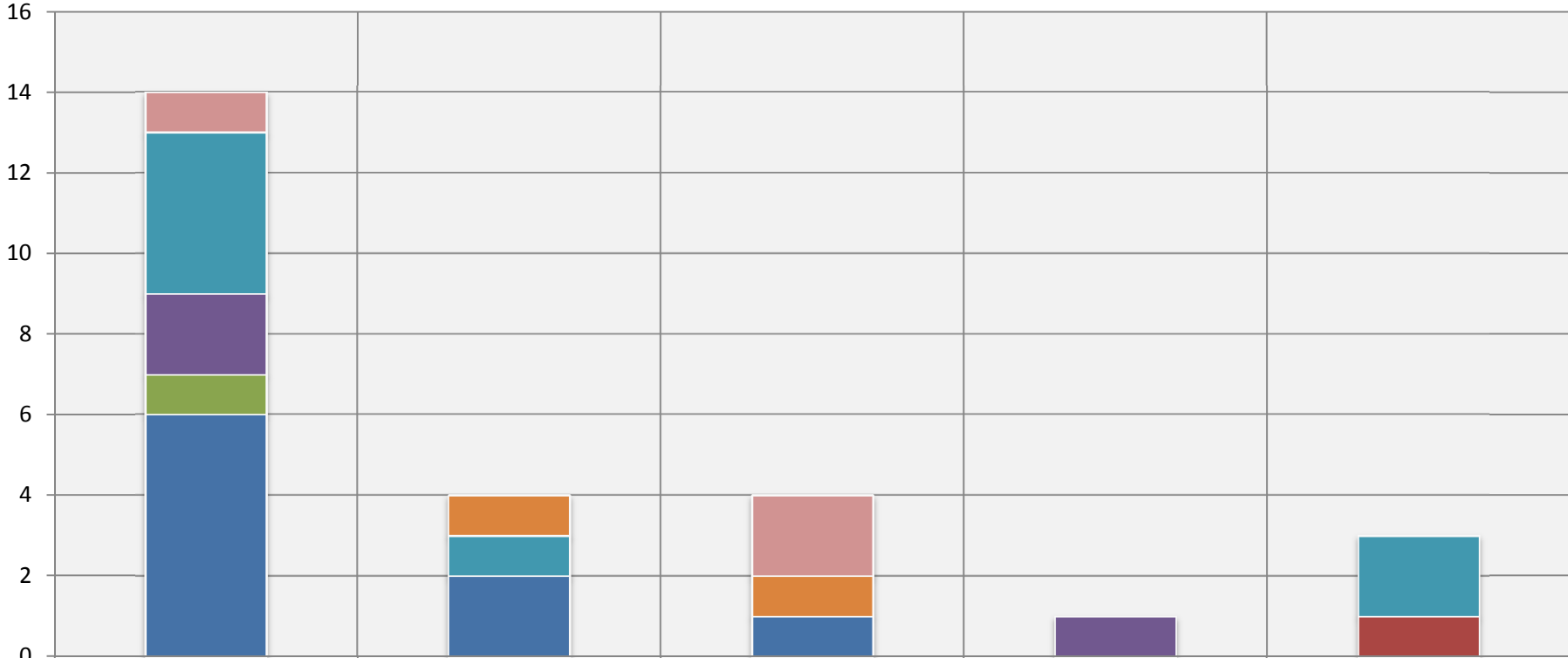
BIAS MOTIVATION	NUMBER OF VICTIMS	% OF TOTAL
<i>Racial Bias</i>		
Anti-Black	9	35%
Anti-White	2	8%
Anti-American Indian/Alaskan Native	1	4%
Anti-Multi-Racial Group	2	8%
<i>Religious Bias</i>		
Anti-Jewish	4	15%
<i>Ethnicity/National Origin Bias</i>		
Anti-Hispanic	3	12%
Anti-Other Ethnicity/National Origin	1	4%
<i>Sexual Orientation Bias</i>		
Anti-Homosexual (Gays and Lesbians)	1	4%
<i>Disability Bias</i>		
Anti-Mental Handicap	3	12%
Grand Total	26	100%

Victims of Bias Motivation by Gender & Race

<i>FEMALE</i>			
RACE	Bias Motivation	Total	% of Total
African American	Racial Bias	1	4%
White	Racial Bias	1	4%
	Religious Bias	1	4%
	Disability Bias	3	12%
Total Females		6	23%
<i>MALE</i>			
Race	Bias Motivation	Total	% of Total
African American	Racial Bias	2	8%
White	Racial Bias	4	15%
	Ethnicity/National Origin Bias	3	12%
	Sexual Orientation Bias	1	4%
Unknown	Religious Bias	1	4%
Total Males		11	42%
<i>MISSING Gender/Race</i>			
	Racial Bias	6	23%
	Religious Bias	2	8%
	Ethnicity/National Origin Bias	1	4%
Total Missing		9	35%
Grand Total		26	100%

Victims of Bias Motivation by Age

10-17 18 - 24 25 - 34 35 - 44 45 - 54 55 - 64 65+ Missing



Racial Bias

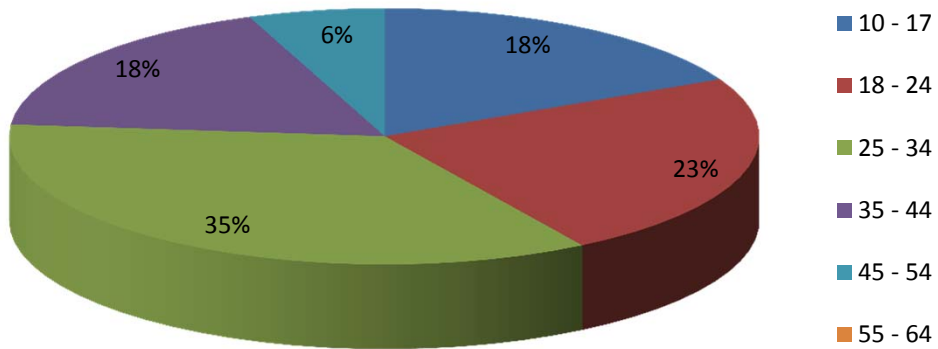
Religious Bias

Ethnicity/National Origin Bias

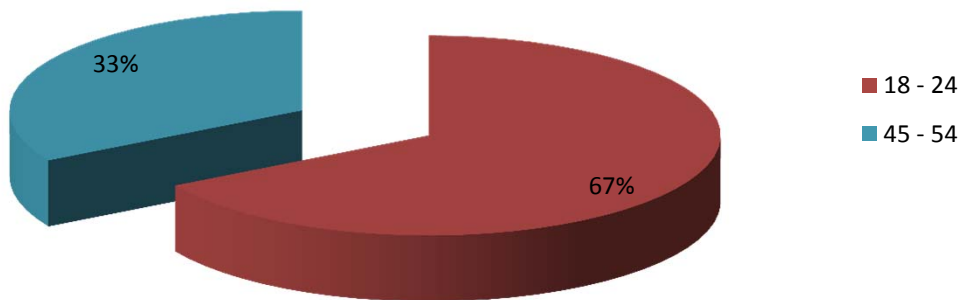
Sexual Orientation Bias

Disability Bias

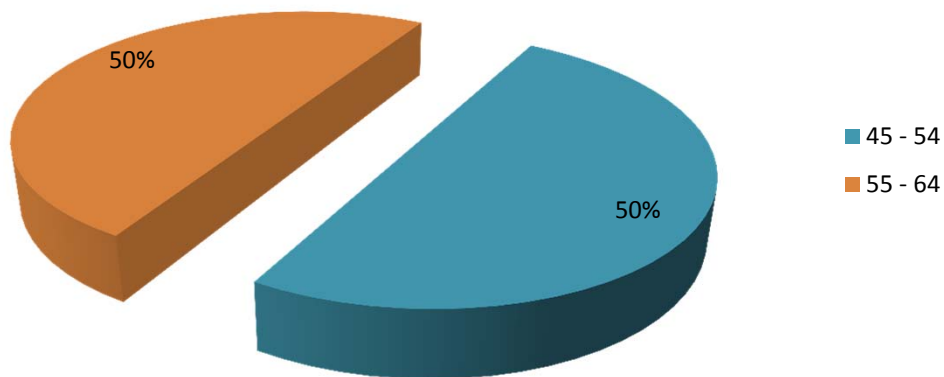
Offender Age in Known Racial Bias Motivation Offenses



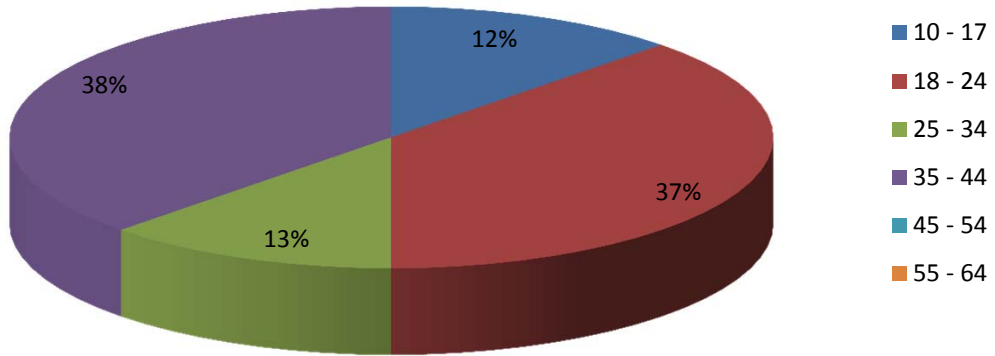
Offender Age in Known Ethnicity/National Origin Bias Motivation Offenses



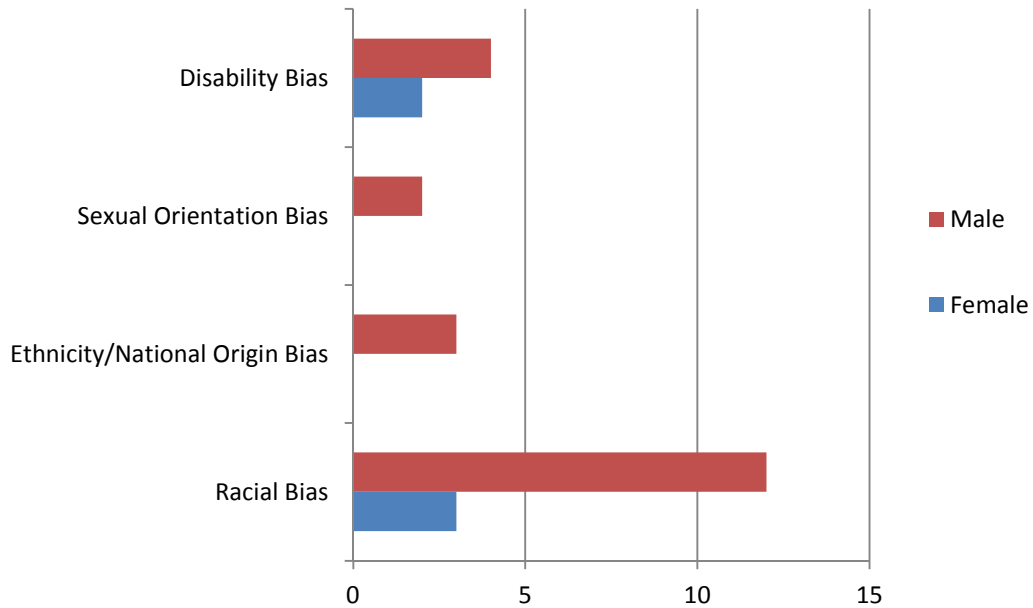
Offender Age in Known Sexual Orientation Bias Motivation Offenses



Offender Age in Known Disability Bias Motivation Offenses



Offender Gender in Known Bias Motivation Offenses



Five Year Trend of Bias Motivated Offenses

